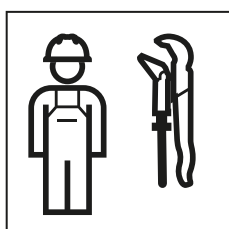


# MAINTENANCE MANUAL

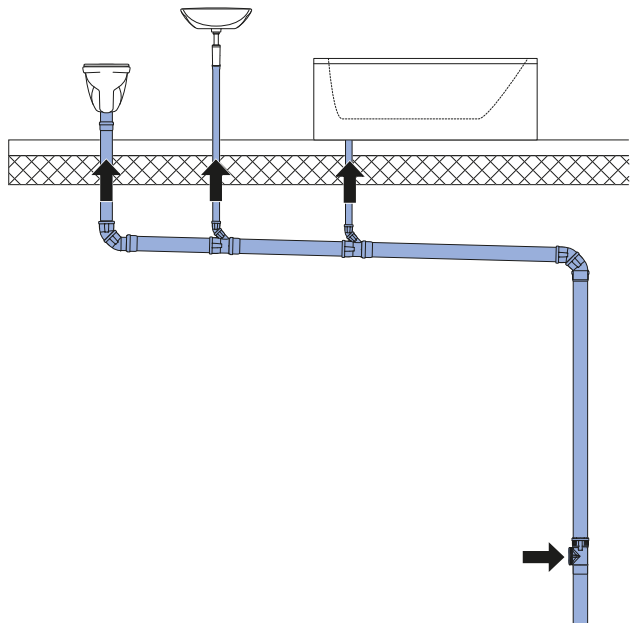
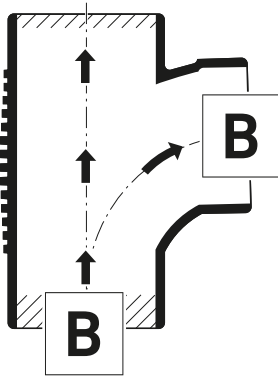
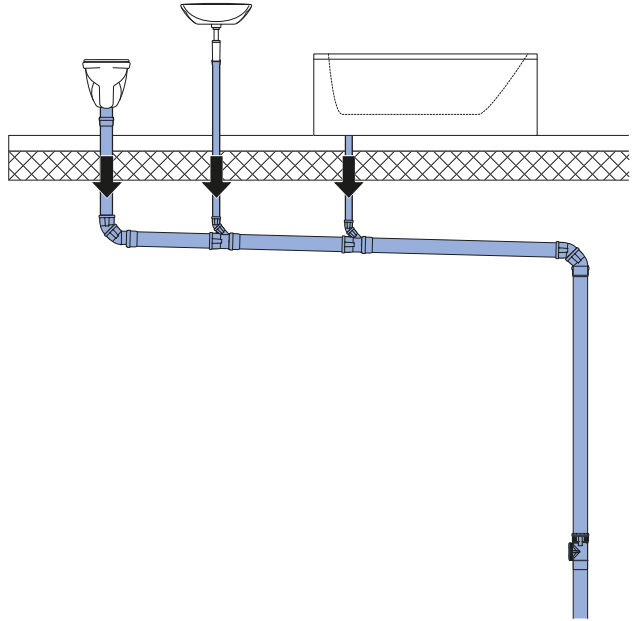
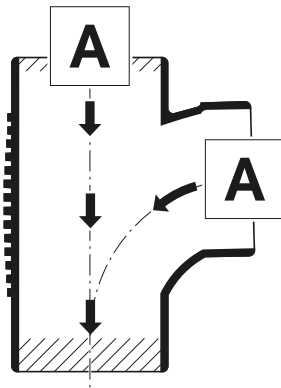
INSTANDHALTUNGSANLEITUNG  
MANUEL D'ENTRETIEN  
ISTRUZIONI PER LA MANUTENZIONE



Deutsch .....	3
English.....	6
Français.....	10
Italiano.....	14
Nederlands.....	18
Español .....	21
Português.....	25
Dansk.....	29
Norsk .....	33
Svenska.....	37
Suomi .....	41
Íslenska .....	45
Polski.....	49
Magyar.....	53
Slovensky.....	57
Čeština .....	61
Slovenščina .....	65
Hrvatski .....	69
Srpski .....	73
Eesti.....	77
Latviski .....	81
Lietuvių.....	85
Български.....	89
Română .....	93
Shqiptare .....	97
Македонски .....	101
ελληνικά.....	105
Türkçe.....	109
Русский.....	113
Українська.....	117
中文 .....	121
العربية .....	125


# Reinigung von Rohrleitun- gen

## Beschreibung der Reinigungsrichtung

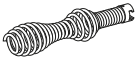
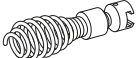

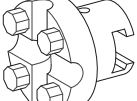




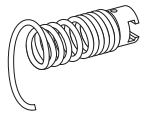
## QR-Code auf Reinigungsstücken

An den Geberit Silent-Pro Reinigungsstücken verweist der QR-Code auf die Instandhaltungsanleitung der Geberit Rohrleitungssysteme.






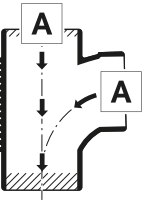
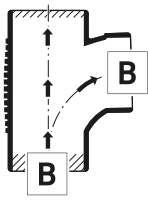


## Beschreibung der Reinigungswerkzeuge

Rohrleitungswerkzeuge	Abbildung	Funktion
Blattbohrer		Zum Entfernen von Verstopfungen und Ablagerungen
Doppel-Keulenbohrer		Zum Entfernen leichter Verstopfungen
Gelenk-Keulenbohrer		Zum Entfernen leichter Verstopfungen
Kreuzblattbohrer		Zum Entfernen von Verstopfungen in kleinen Rohrleitungen
Kugelkopfbohrer		Zum Entfernen von Verstopfungen in kleinen Rohrleitungen
Hartmetallbohrkopf		Zum Entfernen von Verstopfungen durch starke Inkrustierung
Kugelkopffräser		Zum Entfernen von Verstopfungen durch starke Inkrustierung
Igelfräser		Zum Entfernen von Verstopfungen durch starke Inkrustierung

Rohrleitungswerkzeuge	Abbildung	Funktion
Kettenschleuder mit Hartmetall-Bohrkopf		Zum Entfernen von Verstopfungen durch starke Inkrustierung
Rückholbohrer		Zur Bergung von Gegenständen

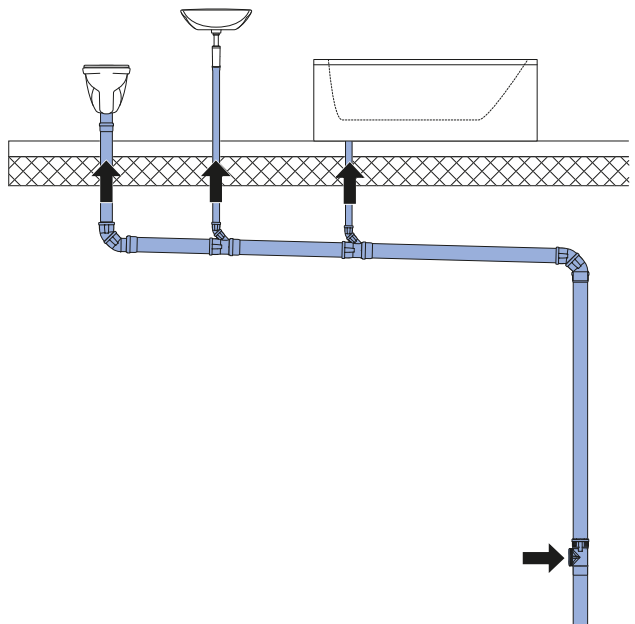
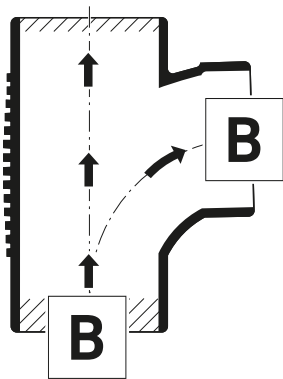
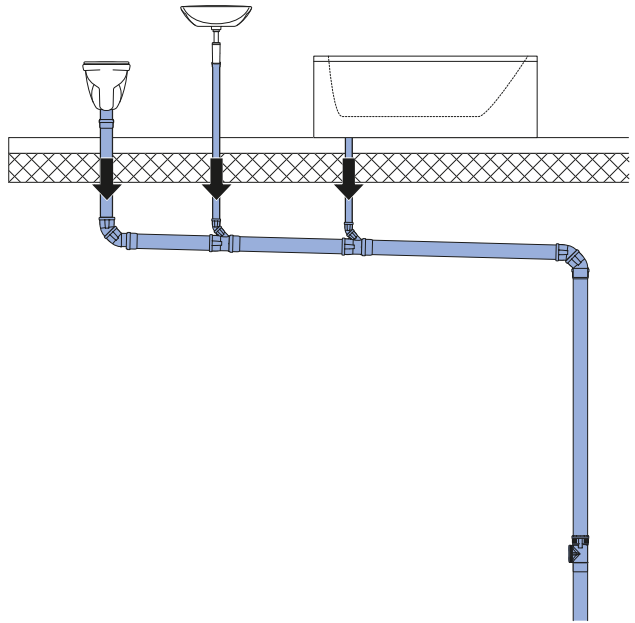
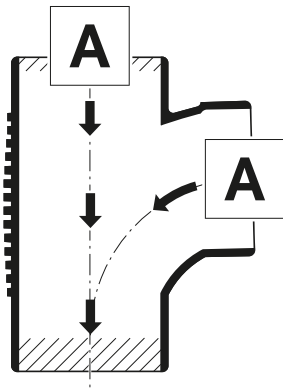
## Durchmesser der Rohrreinigungswerkzeuge

Reinigungsrichtung	Rohrdurchmesser	Maximaler Durchmesser der Rohrreinigungswerkzeuge				
		Geberit PE 	Geberit Silent-db20 	Geberit Silent-PP 	Geberit Silent-Pro 	Geberit Silent-Pro Carve 
	d [mm]	d <sub>t</sub> [mm]	d <sub>t</sub> [mm]	d <sub>t</sub> [mm]	d <sub>t</sub> [mm]	d <sub>t</sub> [mm]
	110	90	90	90	90	60
	90	75	75	75	75	60
	75	50	50	50	50	45
	56–63	40	40	–	–	–
	50	40	40	40	40	30
	110	90	90	90	90	60
	90	75	75	75	75	60
	75	50	50	50	50	45
	56–63	40	40	–	–	–
	50	40	40	40	40	30

– Nicht anwendbar


# Cleaning pipelines

## Description of the cleaning direction

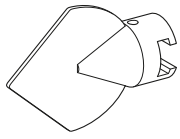
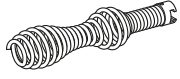
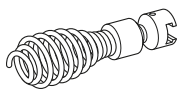
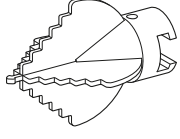
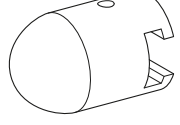


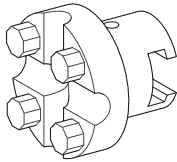
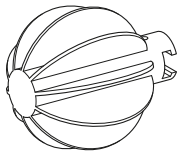

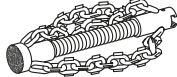
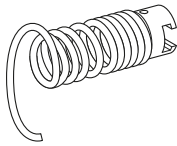
## QR code on cleaning pieces

On the Geberit cleaning pieces, the QR code refers to the maintenance manual of Geberit pipelines.






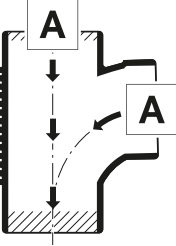


## Description of the cleaning tools






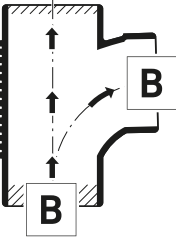
Pipeline tools	Figure	Function
Blade drill		For removing blockages and deposits
Double mace drill		For removing light blockages
Articulated mace drill		For removing light blockages
Cross-blade drill		For removing blockages in small pipes
Ball-end drill		For removing blockages in small pipes

Pipeline tools	Figure	Function
Carbide drill head		For removing blockages due to heavy incrustation
Ball-end cutter		For removing blockages due to heavy incrustation
Sprocket cutter		For removing blockages due to heavy incrustation
Chain spinning head with carbide drill head		For removing blockages due to heavy incrustation
Retrieval drill		For the recovery of objects

## Diameter of the pipe cleaning tools

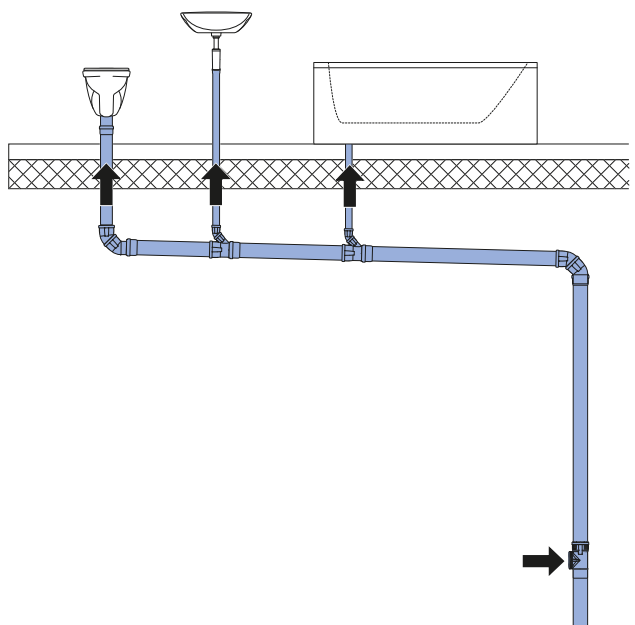
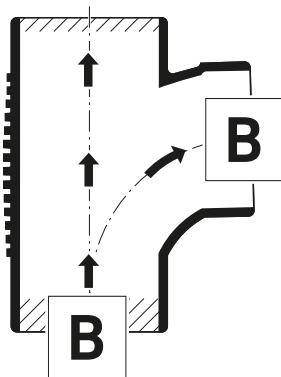
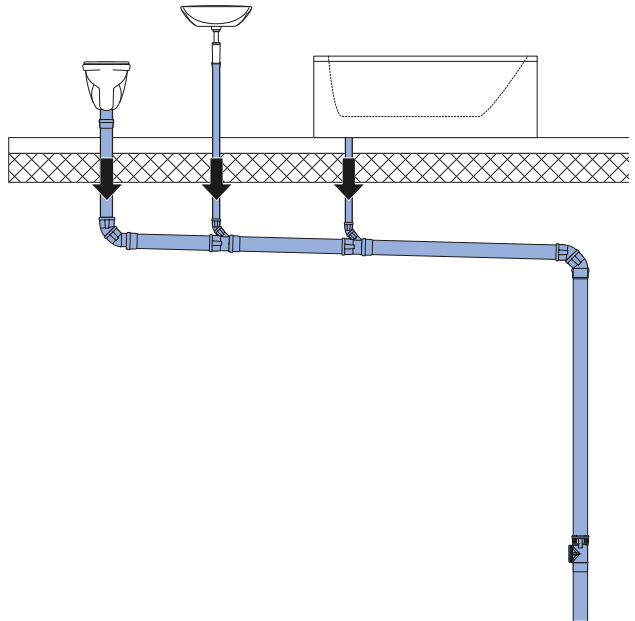
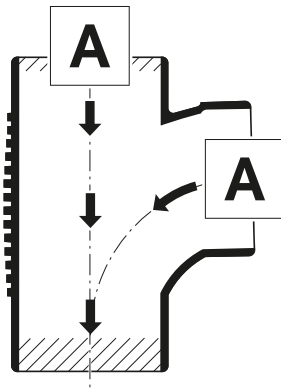
Cleaning direction	Pipe diameter	Maximum diameter of the pipe cleaning tools				
		Geberit PE 	Geberit Silent-db20 	Geberit Silent-PP 	Geberit Silent-Pro 	Geberit Silent-Pro Carve 
	d [mm]	d <sub>t</sub> [mm]	d <sub>t</sub> [mm]	d <sub>t</sub> [mm]	d <sub>t</sub> [mm]	d <sub>t</sub> [mm]
	110	90	90	90	90	60
	90	75	75	75	75	60
	75	50	50	50	50	45
	50	40	40	40	40	30



Cleaning direction	Pipe diameter	Maximum diameter of the pipe cleaning tools				
		Geberit PE 	Geberit Silent-db20 	Geberit Silent-PP 	Geberit Silent-Pro 	Geberit Silent-Pro Carve 
		d <sub>t</sub> [mm]	d <sub>t</sub> [mm]	d <sub>t</sub> [mm]	d <sub>t</sub> [mm]	d <sub>t</sub> [mm]
	110	90	90	90	90	60
	90	75	75	75	75	60
	75	50	50	50	50	45
	50	40	40	40	40	30


# Nettoyage de conduites

## Description du sens de nettoyage

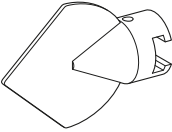
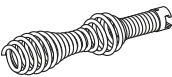
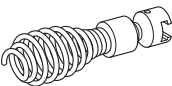
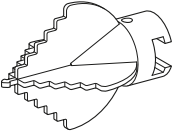
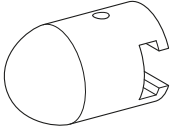


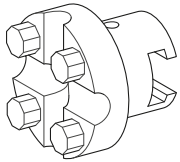
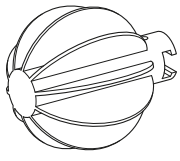

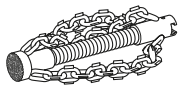
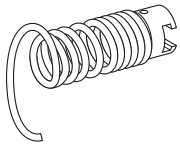
## Code QR sur les pièces à nettoyer

Le code QR placé sur les pièces à nettoyer Geberit renvoie aux instructions de maintenance des conduites Geberit.


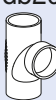



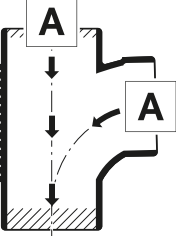







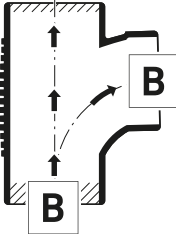
## Description des outils de nettoyage

Outils de tuyauterie	Illustration	Fonction
Foret de nettoyage de tuyaux lame simple		Pour éliminer les obstructions et les dépôts
Foret double massue		Pour éliminer les obstructions légères
Foret massue articulée		Pour éliminer les obstructions légères
Foret de nettoyage de tuyaux lames croisées		Pour éliminer les obstructions dans les petites conduites
Foret à tête sphérique		Pour éliminer les obstructions dans les petites conduites

Outils de tuyauterie	Illustration	Fonction
Tête de fraisage carbure		Pour éliminer les obstructions par forte incrustation
Fraise à tête sphérique		Pour éliminer les obstructions par forte incrustation
Fraise hérisson		Pour éliminer les obstructions par forte incrustation
Batteur à chaîne avec tête de fraisage carbure		Pour éliminer les obstructions par forte incrustation
Foret de récupération		Pour extraire des objets

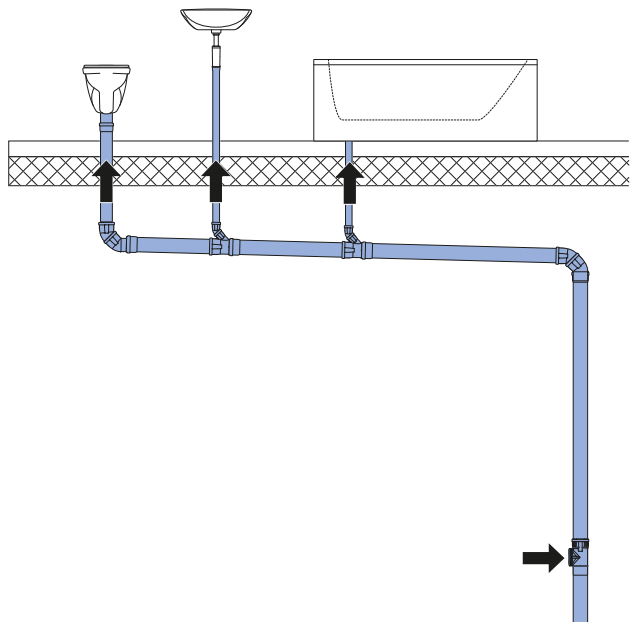
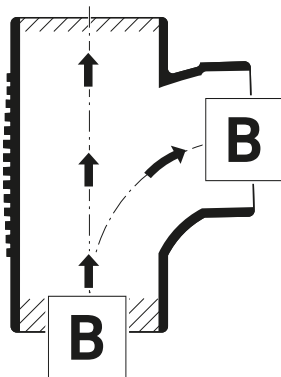
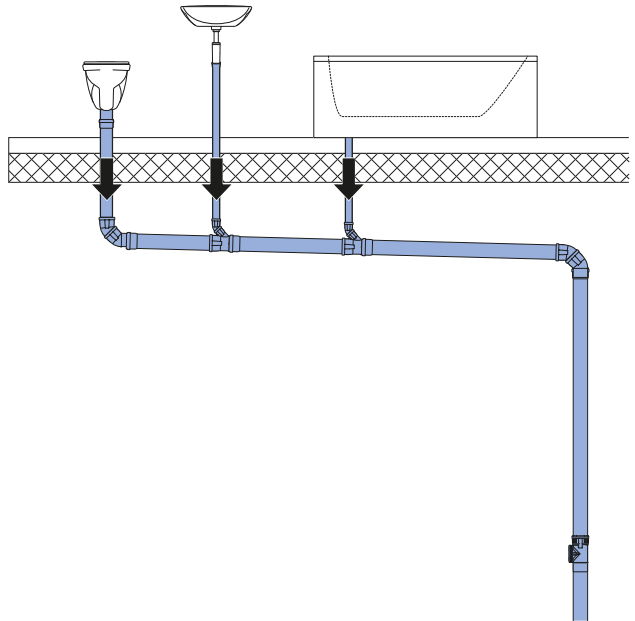
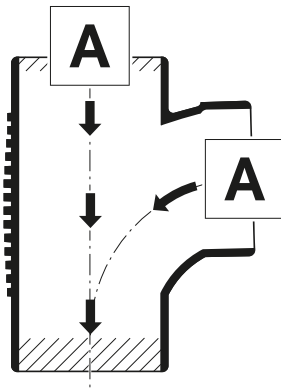
## Diamètre des outils de nettoyage de tuyauterie

Sens de nettoyage	Diamètre de tube	Diamètre maximal des outils de nettoyage de tuyauterie				
		Geberit PE 	Geberit Silent-db20 	Geberit Silent-PP 	Geberit Silent-Pro 	Geberit Silent-Pro Carve 
	d [mm]	d <sub>t</sub> [mm]	d <sub>t</sub> [mm]	d <sub>t</sub> [mm]	d <sub>t</sub> [mm]	d <sub>t</sub> [mm]
	110	90	90	90	90	60
	90	75	75	75	75	60
	75	50	50	50	50	45
	50	40	40	40	40	30

Sens de nettoyage	Diamètre de tube	Diamètre maximal des outils de nettoyage de tuyauterie				
		Geberit PE 	Geberit Silent-db20 	Geberit Silent-PP 	Geberit Silent-Pro 	Geberit Silent-Pro Carve 
		$d_t$ [mm]	$d_t$ [mm]	$d_t$ [mm]	$d_t$ [mm]	$d_t$ [mm]
	110	90	90	90	90	60
	90	75	75	75	75	60
	75	50	50	50	50	45
	50	40	40	40	40	30


## Pulizia di condotte

### Descrizione della direzione di pulizia

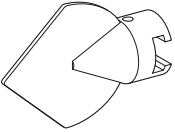
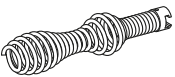
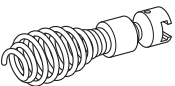
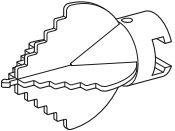
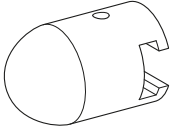


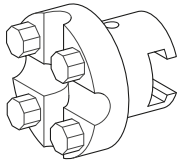
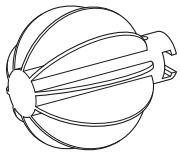

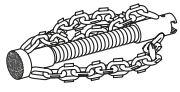
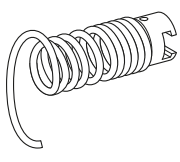
## Codice QR sulle braghe d'ispezione

Sulle braghe d'ispezione Geberit, il codice QR rimanda alle istruzioni per la manutenzione delle condotte Geberit.






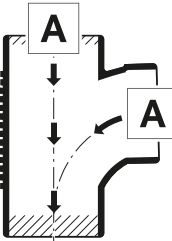


## Descrizione degli strumenti per la pulizia






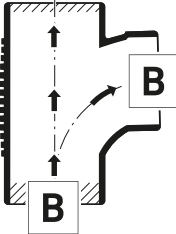
Attrezzi per condotte	Figura	Funzione
Trivella a lancia con lame dentate		Per rimuovere ostruzioni e depositi
Trivella a bulbo doppio		Per rimuovere leggere ostruzioni
Trivella a bulbo articolata		Per rimuovere leggere ostruzioni
Trivella a lancia con lame incrociate		Per rimuovere le ostruzioni nelle condotte di piccole dimensioni
Trivella con testa a sfera		Per rimuovere le ostruzioni nelle condotte di piccole dimensioni

Attrezzi per condotte	Figura	Funzione
Testa per alesare in metallo duro		Per rimuovere le ostruzioni dovute a forti incrostazioni
Frese a testa sferica		Per rimuovere le ostruzioni dovute a forti incrostazioni
Fresa elicoidale		Per rimuovere le ostruzioni dovute a forti incrostazioni
Raschiatore a catena liscia con testa per alesare in acciaio duro		Per rimuovere le ostruzioni dovute a forti incrostazioni
Trivella recuperatrice		Per il recupero di oggetti

## Diametro degli attrezzi per la pulizia delle condotte

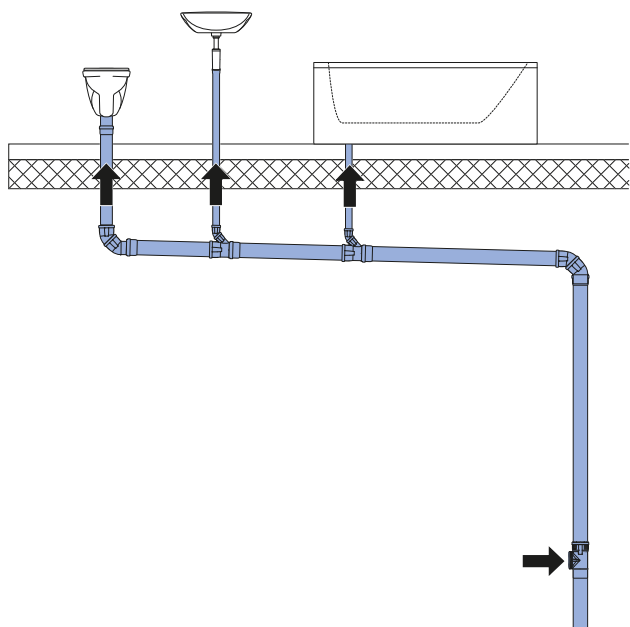
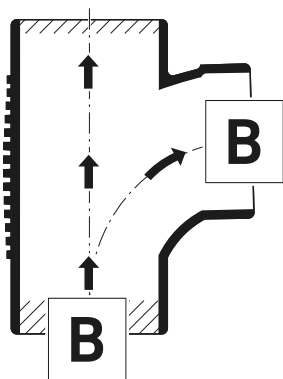
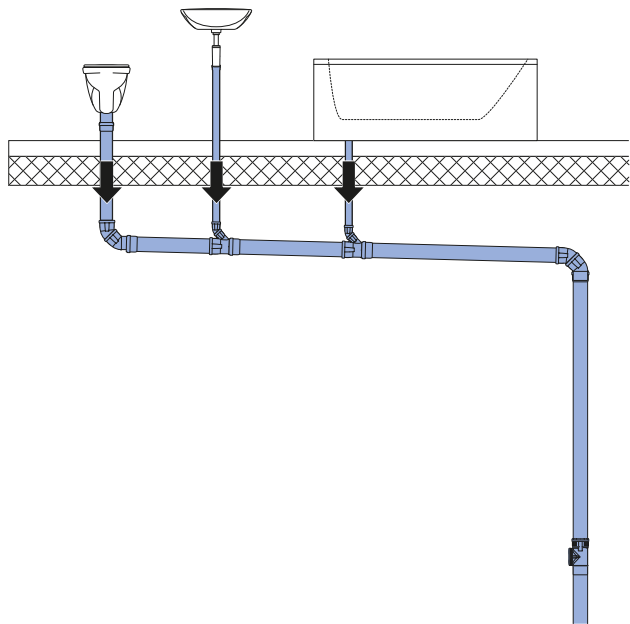
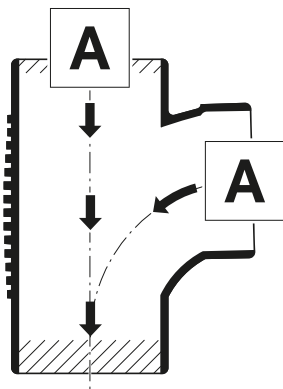
Direzione di pulizia	Diametro del tubo	Diametro massimo degli attrezzi per la pulizia delle condotte				
		Geberit PE 	Geberit Silent-db20 	Geberit Silent-PP 	Geberit Silent-Pro 	Geberit Silent-Pro Carve 
	d [mm]	d <sub>t</sub> [mm]	d <sub>t</sub> [mm]	d <sub>t</sub> [mm]	d <sub>t</sub> [mm]	d <sub>t</sub> [mm]
	110	90	90	90	90	60
	90	75	75	75	75	60
	75	50	50	50	50	45
	50	40	40	40	40	30



Direzione di pulizia	Diametro del tubo	Diametro massimo degli attrezzi per la pulizia delle condotte				
		Geberit PE 	Geberit Silent-db20 	Geberit Silent-PP 	Geberit Silent-Pro 	Geberit Silent-Pro Carve 
	d [mm]	d <sub>t</sub> [mm]	d <sub>t</sub> [mm]	d <sub>t</sub> [mm]	d <sub>t</sub> [mm]	d <sub>t</sub> [mm]
	110	90	90	90	90	60
	90	75	75	75	75	60
	75	50	50	50	50	45
	50	40	40	40	40	30


# Reinigen van leidingen

## Beschrijving van de reinigingsrichting



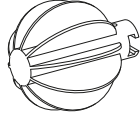

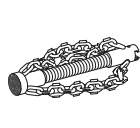
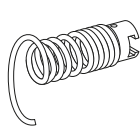
## QR-code op reinigingsstukken

Op de Geberit reinigingsstukken verwijst de QR-code naar de onderhoudshandleiding van de Geberit leidingen.






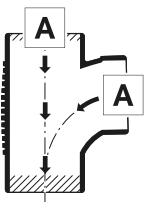
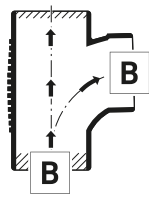


## Beschrijving van het reinigingsgereedschap

Leidinggereedschap	Afbeelding	Functie
Bladboor		Voor het verwijderen van verstoppingen en afzettingen
Dubbele knotsboor		Voor het verwijderen lichte verstoppingen
Persbekcharnier-knotsboor		Voor het verwijderen lichte verstoppingen
Kruisbladboor		Voor het verwijderen van verstoppingen in kleine leidingen
Kogelkopboor		Voor het verwijderen van verstoppingen in kleine leidingen
Hardmetalen boorkop		Voor het verwijderen van verstoppingen door zware korstvorming

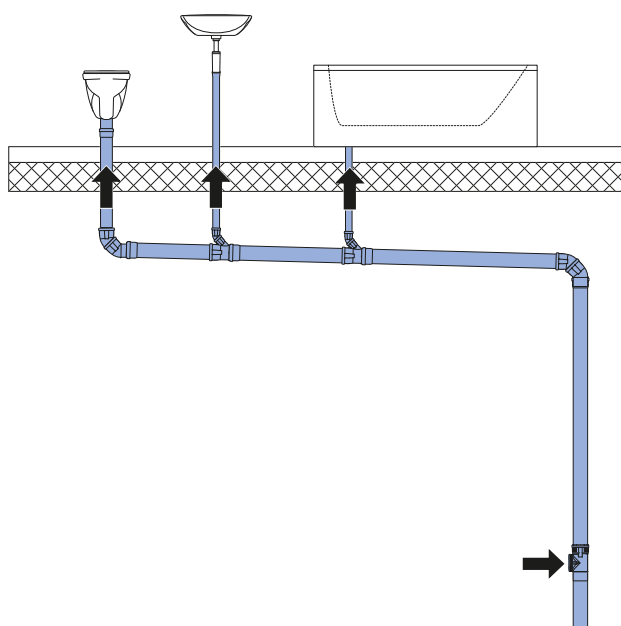
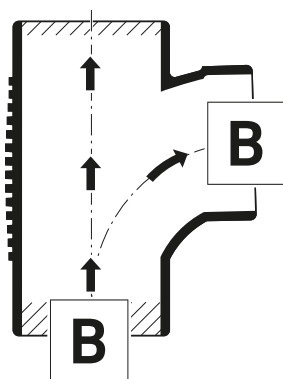
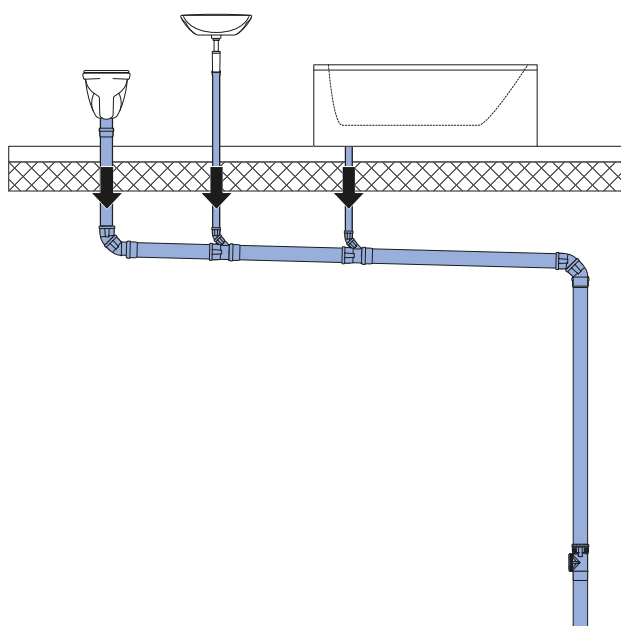
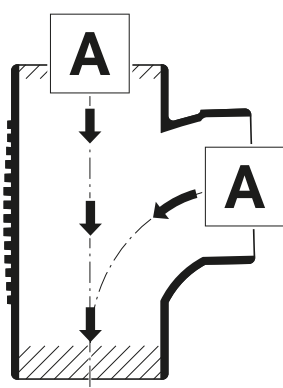
Leidinggereedschap	Afbeelding	Functie
Kogelkopfrees		Voor het verwijderen van verstoppingen door zware korstvorming
Egelfrees		Voor het verwijderen van verstoppingen door zware korstvorming
Kettingslinger met gehard metalen boorkop		Voor het verwijderen van verstoppingen door zware korstvorming
Terughaalboor		Voor het ophalen van voorwerpen

### Diameter van het buisreinigingsgereedschap

Reinigingsrichting	Buisdiameter	Maximale diameter van het buisreinigingsgereedschap				
		Geberit PE 	Geberit Silent-db20 	Geberit Silent-PP 	Geberit Silent-Pro 	Geberit Silent-Pro Carve 
	d [mm]	d <sub>t</sub> [mm]	d <sub>t</sub> [mm]	d <sub>t</sub> [mm]	d <sub>t</sub> [mm]	d <sub>t</sub> [mm]
	110	90	90	90	90	60
	90	75	75	75	75	60
	75	50	50	50	50	45
	50	40	40	40	40	30
	110	90	90	90	90	60
	90	75	75	75	75	60
	75	50	50	50	50	45
	50	40	40	40	40	30


# Limpieza de sistemas de tuberías

## Descripción de la dirección de limpieza



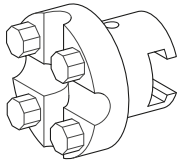
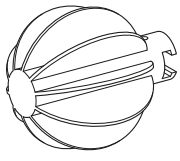

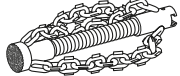
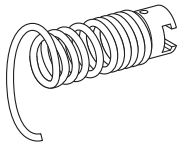
## Código QR en los artículos de limpieza

En los artículos de limpieza de Geberit, el código QR remite a las instrucciones de mantenimiento de las tuberías de Geberit.






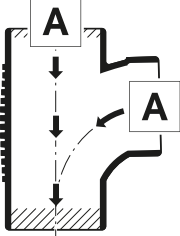







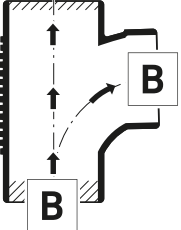
## Descripción de las herramientas de limpieza

Herramientas de tuberías	Figura	Función
Broca de hoja		Para retirar obstrucciones y depósitos
Barrena de doble bombilla		Para retirar obstrucciones ligeras
Barrena de bombilla articulada		Para retirar obstrucciones ligeras
Broca de cuchillas cruzadas		Para retirar obstrucciones en tuberías pequeñas
Broca de punta esférica		Para retirar obstrucciones en tuberías pequeñas

Herramientas de tuberías	Figura	Función
Broca de metal duro		Para retirar obstrucciones debidas a fuertes incrustaciones
Fresa de punta esférica		Para retirar obstrucciones debidas a fuertes incrustaciones
Fresa de erizo		Para retirar obstrucciones debidas a fuertes incrustaciones
Golpeador de cadena con broca de metal duro		Para retirar obstrucciones debidas a fuertes incrustaciones
Broca de recuperación		Para la recuperación de objetos

### Diámetro de las herramientas de limpieza de tuberías

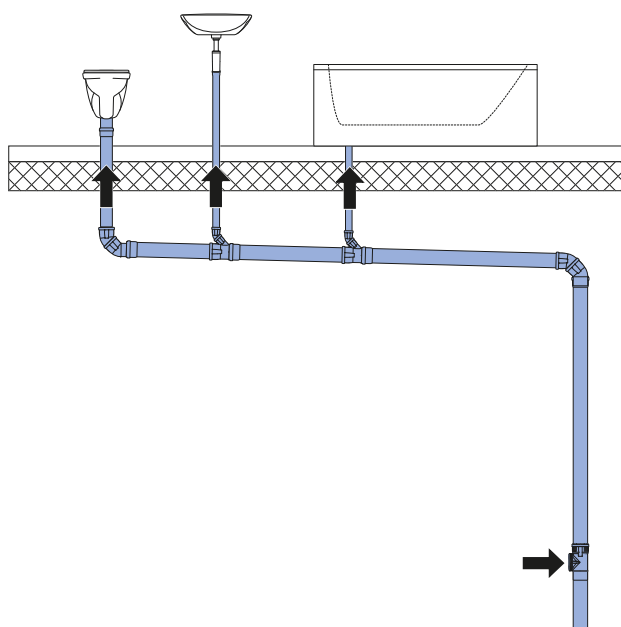
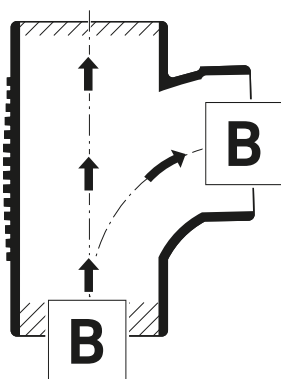
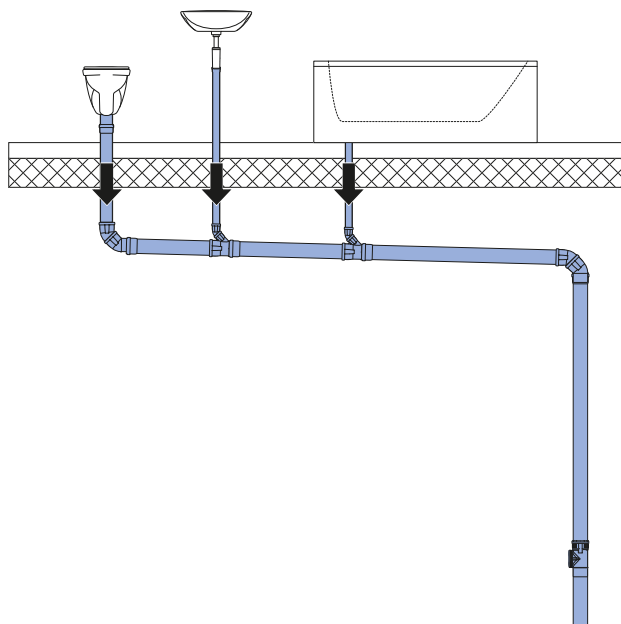
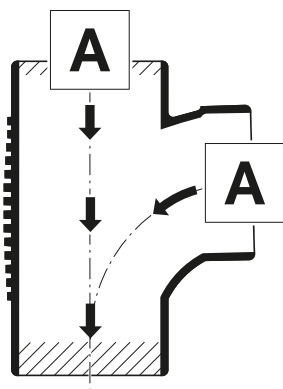
Dirección de limpieza	Diámetro de la tubería	Diámetro máximo de las herramientas de limpieza de tuberías				
		Geberit PE 	Geberit Silent-db20 	Geberit Silent-PP 	Geberit Silent-Pro 	Geberit Silent-Pro Carve 
	d [mm]	d <sub>t</sub> [mm]	d <sub>t</sub> [mm]	d <sub>t</sub> [mm]	d <sub>t</sub> [mm]	d <sub>t</sub> [mm]
	110	90	90	90	90	60
	90	75	75	75	75	60
	75	50	50	50	50	45
	50	40	40	40	40	30

Dirección de limpieza	Diámetro de la tubería	Diámetro máximo de las herramientas de limpieza de tuberías				
		Geberit PE 	Geberit Silent-db20 	Geberit Silent-PP 	Geberit Silent-Pro 	Geberit Silent-Pro Carve 
	d [mm]	d <sub>t</sub> [mm]	d <sub>t</sub> [mm]	d <sub>t</sub> [mm]	d <sub>t</sub> [mm]	d <sub>t</sub> [mm]
	110	90	90	90	90	60
	90	75	75	75	75	60
	75	50	50	50	50	45
	50	40	40	40	40	30




# Limpeza de tubagens

## Descrição da direção de limpeza

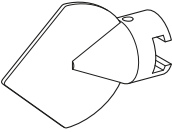
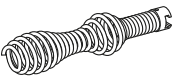
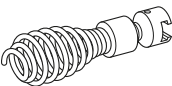
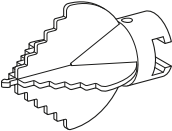
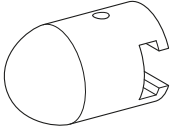


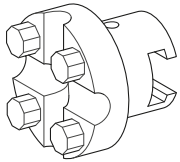
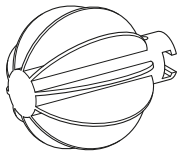

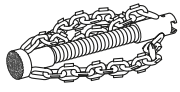
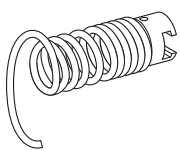
## Código QR nas bocas de limpeza

Nas bocas de limpeza Geberit, o código QR remete para as instruções de manutenção das tubagens Geberit.






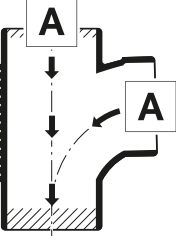







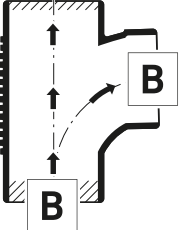
## Descrição das ferramentas de limpeza

Ferramentas de tubagens	Figura	Função
Broca de folha		Para remover entupimentos e depósitos
Broca de bulbo dupla		Para remover entupimentos simples
Broca de bulbo articulada		Para remover entupimentos simples
Broca de folha cruzada		Para remover entupimentos em tubagens pequenas
Broca de cabeça esférica		Para remover entupimentos em tubagens pequenas

Ferramentas de tubagens	Figura	Função
Cabeça de perfuração em carboneto		Para remover entupimentos devido a fortes incrustações
Fresas de ponta esférica		Para remover entupimentos devido a fortes incrustações
Broca de rosca		Para remover entupimentos devido a fortes incrustações
Eslinga de corrente com cabeça de perfuração em carboneto		Para remover entupimentos devido a fortes incrustações
Broca de retorno		Para recuperação de objetos

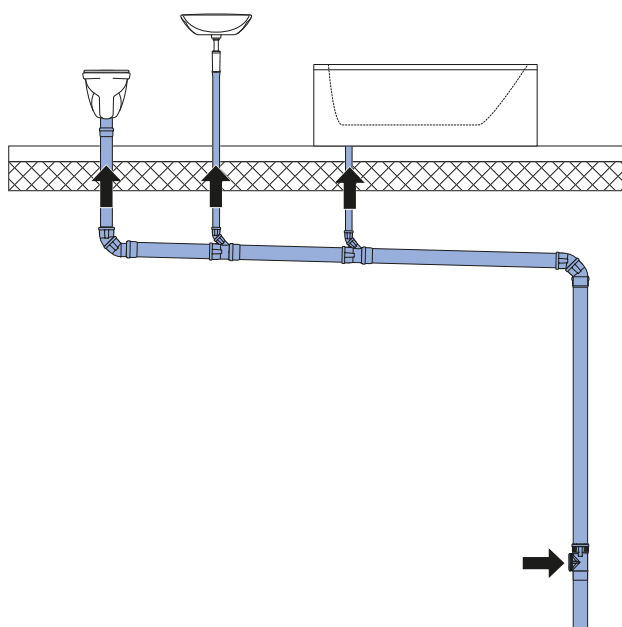
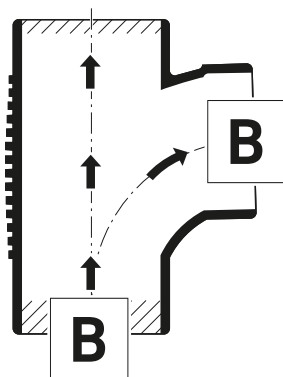
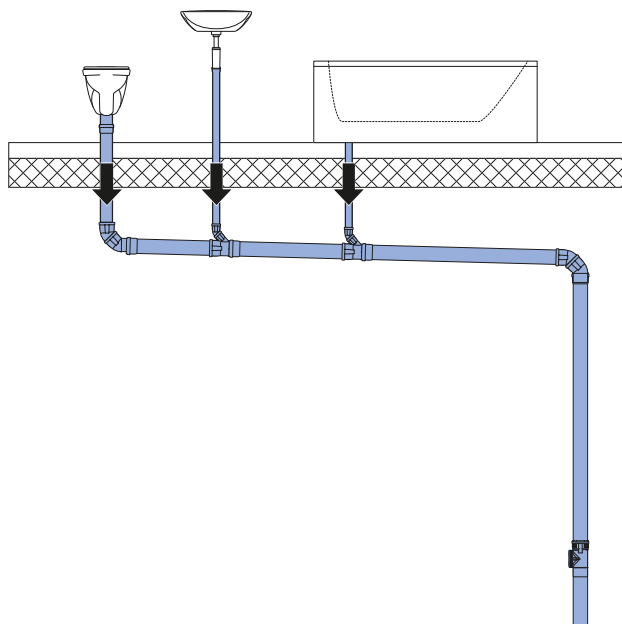
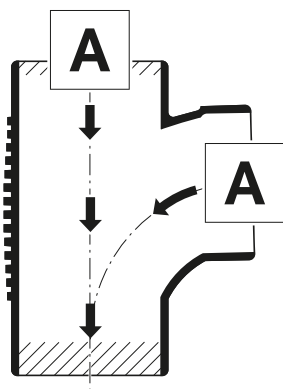
## Diâmetro das ferramentas de limpeza de tubagens

Direção de limpeza	Diâmetro do tubo	Diâmetro máximo das ferramentas de limpeza de tubagens				
		Geberit PE 	Geberit Silent-d b20 	Geberit Silent-PP 	Geberit Silent-Pro 	Geberit Silent-Pro Carve 
	d [mm]	d <sub>t</sub> [mm]	d <sub>t</sub> [mm]	d <sub>t</sub> [mm]	d <sub>t</sub> [mm]	d <sub>t</sub> [mm]
	110	90	90	90	90	60
	90	75	75	75	75	60
	75	50	50	50	50	45
	50	40	40	40	40	30

Direção de limpeza	Diâmetro do tubo	Diâmetro máximo das ferramentas de limpeza de tubagens				
		Geberit PE 	Geberit Silent-d b20 	Geberit Silent-PP 	Geberit Silent-Pro 	Geberit Silent-Pro Carve 
		$d_t$ [mm]	$d_t$ [mm]	$d_t$ [mm]	$d_t$ [mm]	$d_t$ [mm]
	110	90	90	90	90	60
	90	75	75	75	75	60
	75	50	50	50	50	45
	50	40	40	40	40	30


# Rengøring af rørledninger

## Beskrivelse af rengøringsretningen

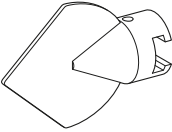
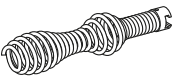
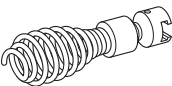
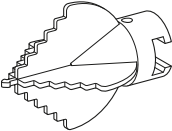
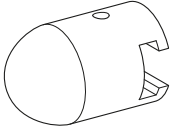


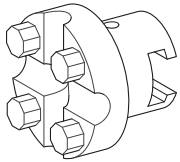
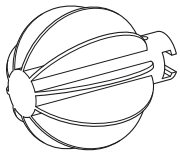

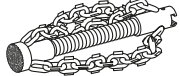
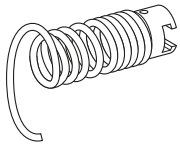
## QR-kode på rengøringsstykker

På rengøringsstykkerne fra Geberit henviser QR-koden til vedligeholdelsesvejledningen for rørledninger fra Geberit.






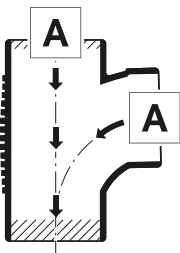







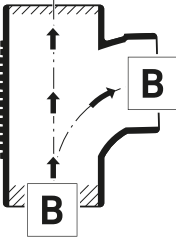
## Beskrivelse af rengøringsværktøjerne

Rørledningsværktøjer	Billede	Funktion
Spiralbor		Til fjernelse af tilstopninger og aflejringer
Dobbelt klumpbor		Til fjernelse af mindre tilstopninger
Leddelt klumpbor		Til fjernelse af mindre tilstopninger
Tværbladsbor		Til fjernelse af tilstopninger i små rørledninger
Kugleendebor		Til fjernelse af tilstopninger i små rørledninger

Rørledningsværktøjer	Billede	Funktion
Wolframcarbide-borehoved		Til fjernelse af tilstopninger forårsaget af kraftig belægning
Kuglehovedfræser		Til fjernelse af tilstopninger forårsaget af kraftig belægning
Børstefræser		Til fjernelse af tilstopninger forårsaget af kraftig belægning
Kædespinner med hårdmetal-borehoved		Til fjernelse af tilstopninger forårsaget af kraftig belægning
Spiralbor med fang		Til bjærgning af genstande

## Diameter på rørensningsværktøjer

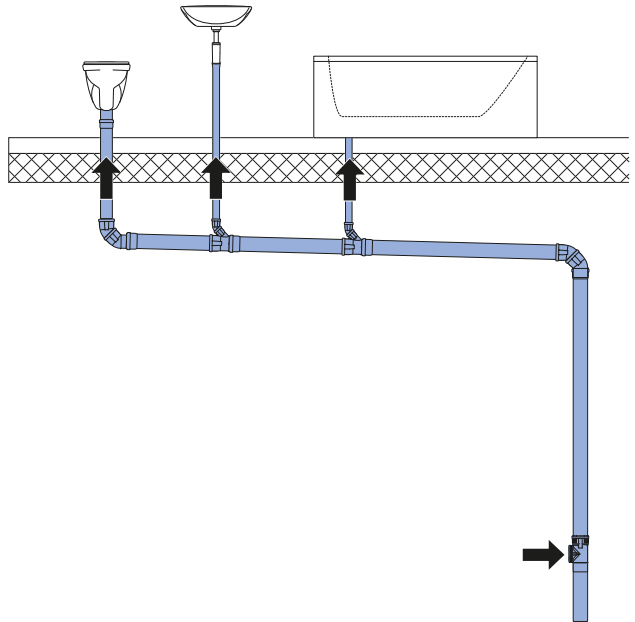
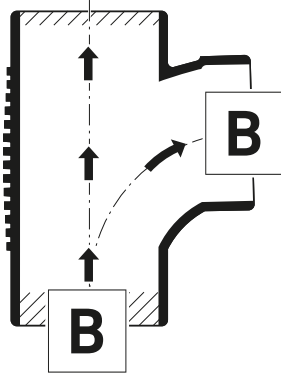
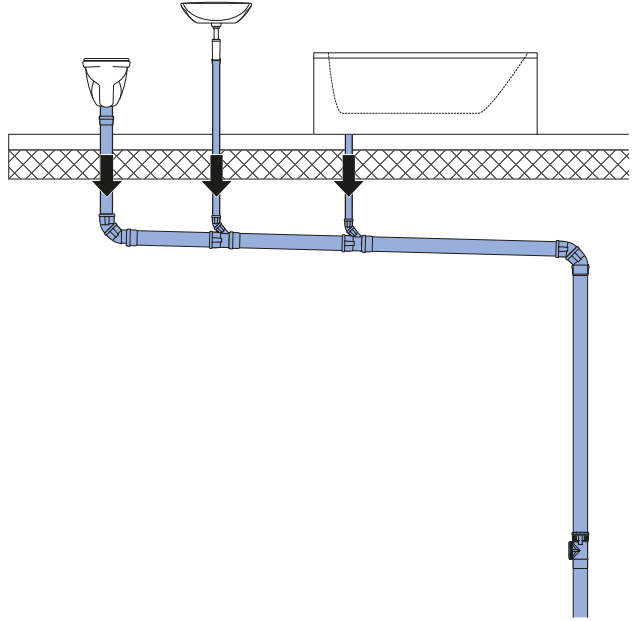
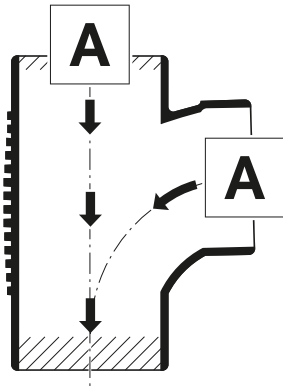
Rengøringsretning	Rørdiameter	Maksimal diameter på rørensningsværktøjer				
		Geberit PE 	Geberit Silent-d b20 	Geberit Silent-PP 	Geberit Silent-Pro 	Geberit Silent-Pro Carve 
	d [mm]	d <sub>t</sub> [mm]	d <sub>t</sub> [mm]	d <sub>t</sub> [mm]	d <sub>t</sub> [mm]	d <sub>t</sub> [mm]
	110	90	90	90	90	60
	90	75	75	75	75	60
	75	50	50	50	50	45
	50	40	40	40	40	30

Rengøringsretning	Rørdiameter	Maksimal diameter på rørensningværktøjer				
		Geberit PE 	Geberit Silent-d b20 	Geberit Silent-PP 	Geberit Silent-Pro 	Geberit Silent-Pro Carve 
	d [mm]	d <sub>t</sub> [mm]	d <sub>t</sub> [mm]	d <sub>t</sub> [mm]	d <sub>t</sub> [mm]	d <sub>t</sub> [mm]
	110	90	90	90	90	60
	90	75	75	75	75	60
	75	50	50	50	50	45
	50	40	40	40	40	30




# Rengjøring av rørledninger

## Beskrivelse av rengjøringsretningen

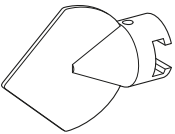
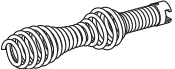
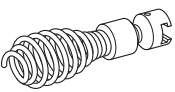

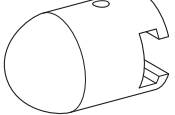


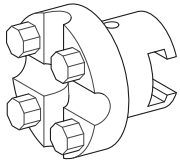
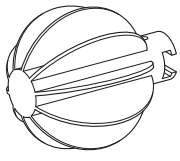

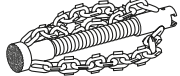
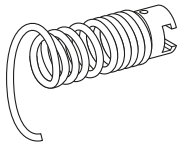
## QR-kode på stakeluker

På Geberit stakelukene viser QR-koden til vedlikeholdshåndboken til Geberit rørledninger.






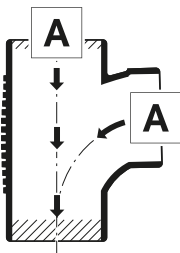







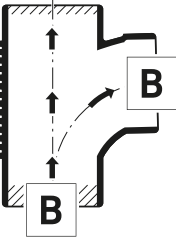
## Beskrivelse av rengjøringsverktøy

Rørledningsverktøy	Bilde	Funksjon
Bladbor		For fjerning av blokkeringer og avleiringer
Dobbeltspiral-stakebor		For fjerning av lette blokkeringer
Leddets spiral-stakebor		For fjerning av lette blokkeringer
Kryssbladbor		For fjerning av blokkeringer i små rørledninger
Kulebor		For fjerning av blokkeringer i små rørledninger

Rørledningsverktøy	Bilde	Funksjon
Borehode i hardmetall		For fjerning av blokkeringer fra kraftige avleiringer
Kulefres		For fjerning av blokkeringer fra kraftige avleiringer
Spiralfres		For fjerning av blokkeringer fra kraftige avleiringer
Fresekjede med borehode i hardmetall		For fjerning av blokkeringer fra kraftige avleiringer
Stakefjær med krok		For berging av gjenstander

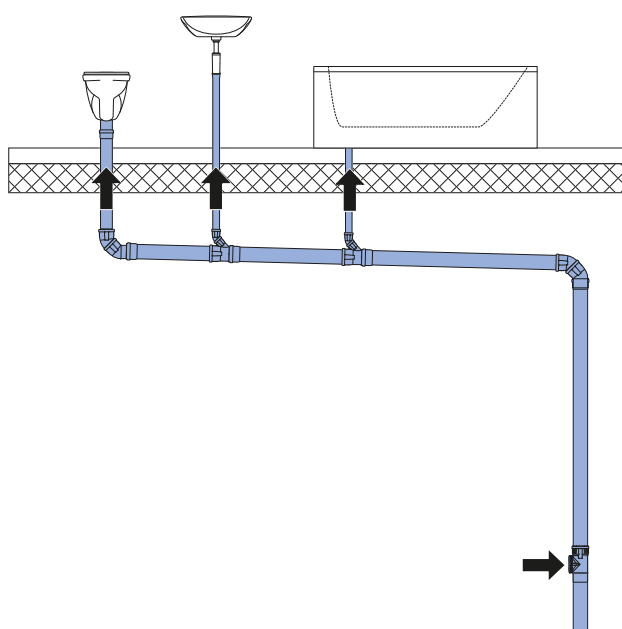
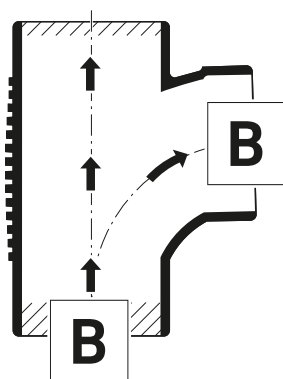
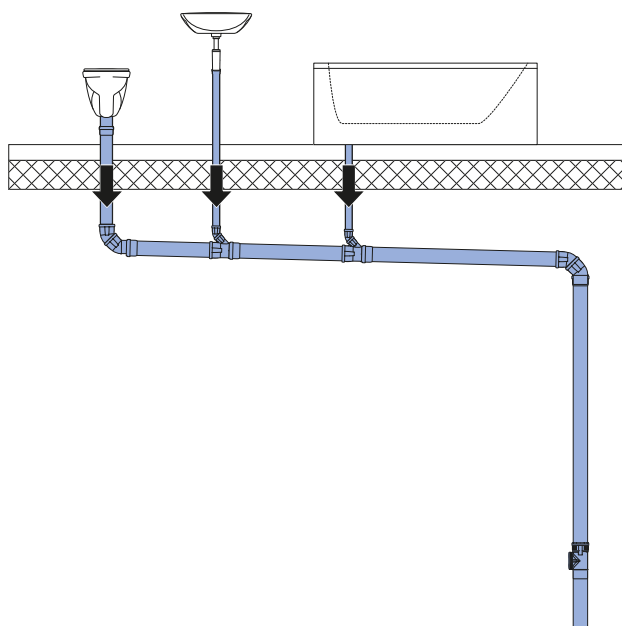
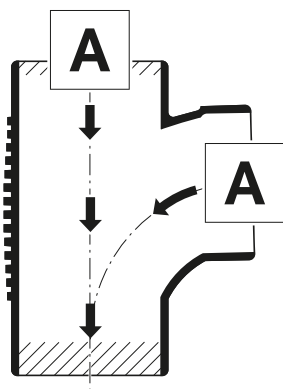
## Diameter på rørrengjøringsverktøy

Rengjøringsretning	Rørdiameter	Maksimal diameter på rørrengjøringsverktøy				
		Geberit PE 	Geberit Silent-db20 	Geberit Silent-PP 	Geberit Silent-Pro 	Geberit Silent-Pro Skjær 
	d [mm]	d <sub>t</sub> [mm]	d <sub>t</sub> [mm]	d <sub>t</sub> [mm]	d <sub>t</sub> [mm]	d <sub>t</sub> [mm]
	110	90	90	90	90	60
	90	75	75	75	75	60
	75	50	50	50	50	45
	50	40	40	40	40	30

Rengjøringsretning	Rørdiameter	Maksimal diameter på rørrengjøringsverktøy				
		Geberit PE 	Geberit Silent-db20 	Geberit Silent-PP 	Geberit Silent-Pro 	Geberit Silent-Pro Skjær 
	d [mm]	d <sub>t</sub> [mm]	d <sub>t</sub> [mm]	d <sub>t</sub> [mm]	d <sub>t</sub> [mm]	d <sub>t</sub> [mm]
	110	90	90	90	90	60
	90	75	75	75	75	60
	75	50	50	50	50	45
	50	40	40	40	40	30


# Rengöring av rörledningar

## Beskrivning av rengöringsriktningen



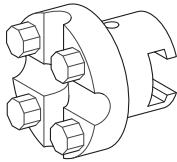
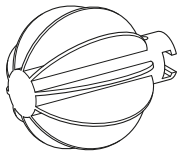

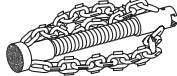
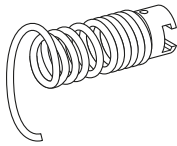
## QR-kod på rengöringsrör

På Geberit rengöringsrör hänvisar QR-koden till underhållsanvisningar för Geberit rörledning.






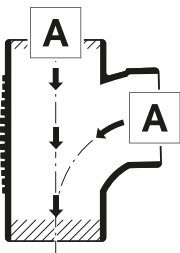







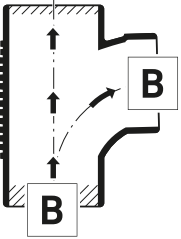
## Beskrivning av rengöringsverktygen

Rörverktyg	Bild	Funktion
Bladborr		För borttagning av igensättningar och avlagringar
Dubbel kägelformad borr		För borttagning av mindre igensättningar
Ledad kägelformad borr		För borttagning av mindre igensättningar
Korsbladsbör		För borttagning av igensättningar i små rörledning
Kulhövddad borr		För borttagning av igensättningar i små rörledning

Rörverktyg	Bild	Funktion
Hårdmetallborrhuvud		För borttagning av igensättningar orsakade av kraftig skorpbildning
Kulhövdad fräs		För borttagning av igensättningar orsakade av kraftig skorpbildning
Igelkottfräs		För borttagning av igensättningar orsakade av kraftig skorpbildning
Kedjeslungare med hårdmetallborrhuvud		För borttagning av igensättningar orsakade av kraftig skorpbildning
Returborr		För bärgning av föremål

## Diameter på rörrengöringsverktygen

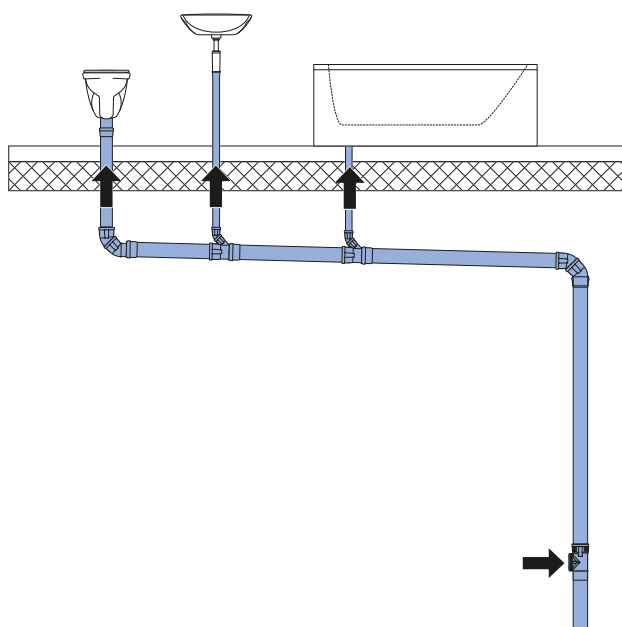
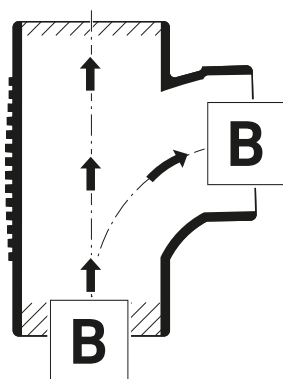
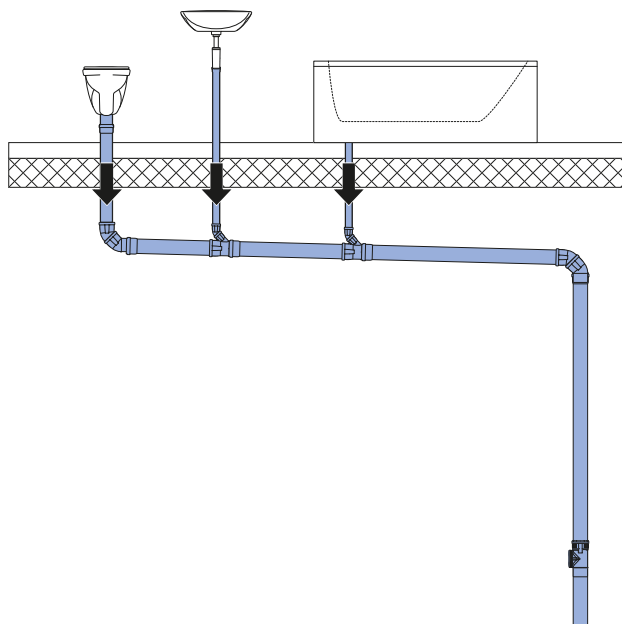
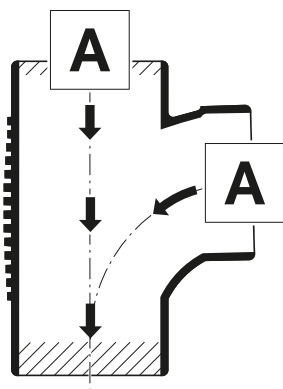
Rengöringsriktning	Rördiameter	Maximal diameter på rörrengöringsverktyg				
		Geberit PE 	Geberit Silent-db20 	Geberit Silent-PP 	Geberit Silent-Pro 	Geberit Silent-Pro Carve 
	d [mm]	d <sub>t</sub> [mm]	d <sub>t</sub> [mm]	d <sub>t</sub> [mm]	d <sub>t</sub> [mm]	d <sub>t</sub> [mm]
	110	90	90	90	90	60
	90	75	75	75	75	60
	75	50	50	50	50	45
	50	40	40	40	40	30

Rengöringsriktning	Rördiameter	Maximal diameter på rörrengöringsverktyg				
		Geberit PE 	Geberit Silent-db20 	Geberit Silent-PP 	Geberit Silent-Pro 	Geberit Silent-Pro Carve 
	d [mm]	d <sub>t</sub> [mm]	d <sub>t</sub> [mm]	d <sub>t</sub> [mm]	d <sub>t</sub> [mm]	d <sub>t</sub> [mm]
	110	90	90	90	90	60
	90	75	75	75	75	60
	75	50	50	50	50	45
	50	40	40	40	40	30




# Putkistojen puhdistus

## Puhdistussuunnan kuvaus



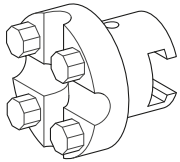
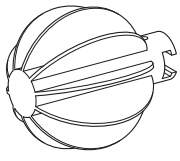

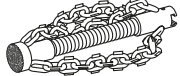
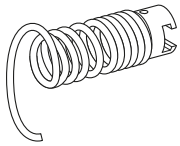
## QR-koodi puhdistusyhteissä

Geberit-puhdistusyhteissä QR-koodi viittaa Geberit-putkistojen huolto-ohjeeseen.






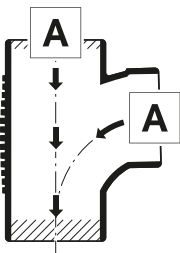







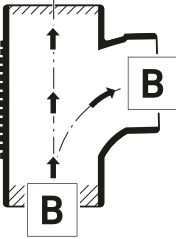
## Puhdistustyökalujen kuvaus

Putkistotyökalut	Kuva	Toiminto
Lehtipora		Tukosten ja kerrostumien poistamiseen
Kaksoiskeilapora		Lievien tukosten poistamiseen
Nivelkeilapora		Lievien tukosten poistamiseen
Ristipäinen lehtipora		Tukosten poistamiseen pienistä putkistoista
Kuulapääpora		Tukosten poistamiseen pienistä putkistoista

Putkistotyökalut	Kuva	Toiminto
Kovametallinen avarrin		Voimakkaasta karstaantumisesta johtuvien tukosten poistamiseen
Kuulapääjyrsin		Voimakkaasta karstaantumisesta johtuvien tukosten poistamiseen
Siilijyrsin		Voimakkaasta karstaantumisesta johtuvien tukosten poistamiseen
Ketjulinko kovametallisella avartimella		Voimakkaasta karstaantumisesta johtuvien tukosten poistamiseen
Palautuspora		Esineiden poisto

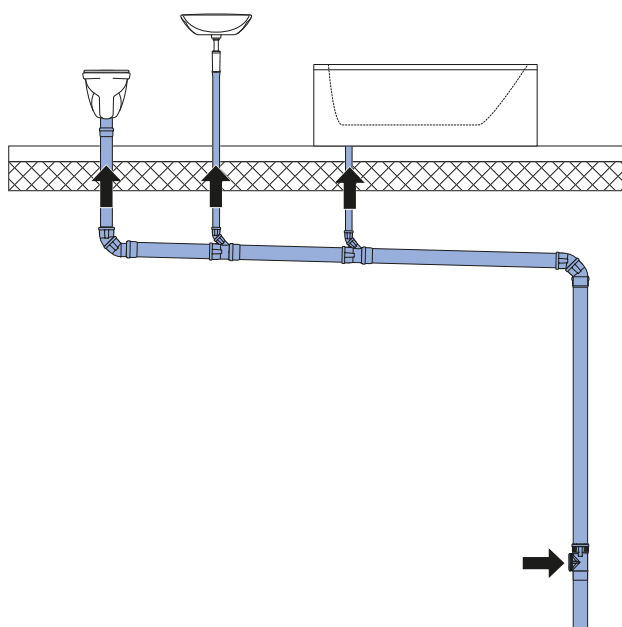
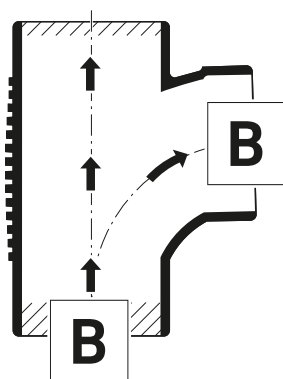
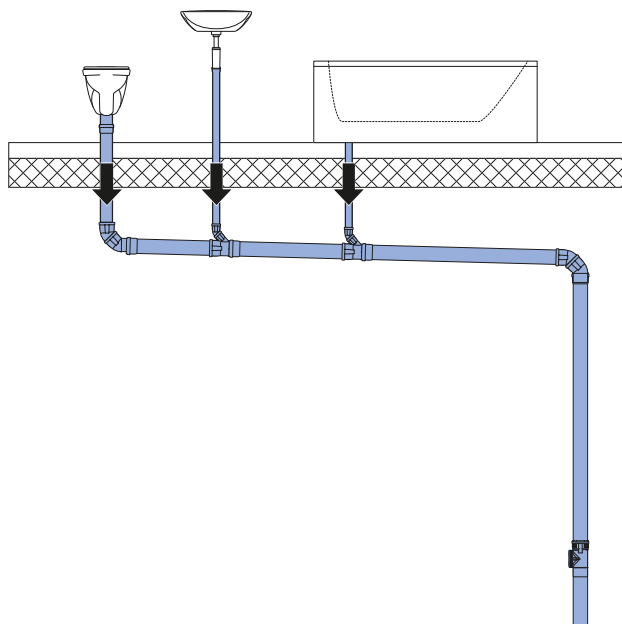
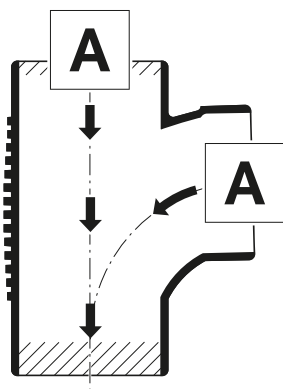
## Putkien puhdistustyökalujen läpimitat

Puhdistussuunta	Putken halkaisija	Putkien puhdistustyökalujen enimmäisläpimitat				
		Geberit PE 	Geberit Silent-d b20 	Geberit Silent-PP 	Geberit Silent-Pro 	Geberit Silent-Pro Carve 
	d [mm]	d <sub>t</sub> [mm]	d <sub>t</sub> [mm]	d <sub>t</sub> [mm]	d <sub>t</sub> [mm]	d <sub>t</sub> [mm]
	110	90	90	90	90	60
	90	75	75	75	75	60
	75	50	50	50	50	45
	50	40	40	40	40	30

Puhdistussuunta	Putken halkaisija	Putkien puhdistustyökalujen enimmäisläpimitta				
		Geberit PE 	Geberit Silent-d b20 	Geberit Silent-PP 	Geberit Silent-Pro 	Geberit Silent-Pro Carve 
	d [mm]	d <sub>t</sub> [mm]	d <sub>t</sub> [mm]	d <sub>t</sub> [mm]	d <sub>t</sub> [mm]	d <sub>t</sub> [mm]
	110	90	90	90	90	60
	90	75	75	75	75	60
	75	50	50	50	50	45
	50	40	40	40	40	30


# Þrif á leidslum

## Lýsing á hreinsunarstefnu

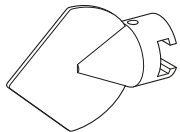
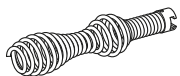
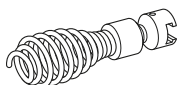
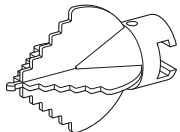
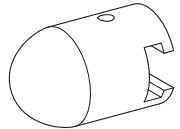


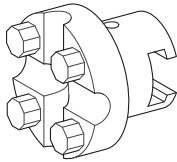
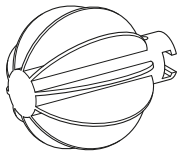

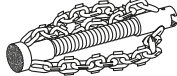
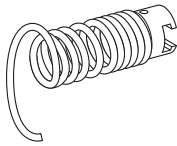
## QR kóði á hreinsihlutum

Á Geberit hreinsihlutunum vísar QR-kóðinn til viðhaldshandbókarinnar fyrir Geberit rörin.






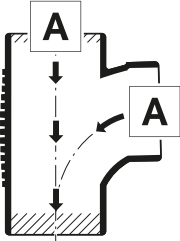







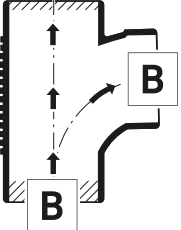
## Lýsing á hreinsiverkfærum

Lagnaverkfæri	Slika	Virkni
Laufborari		Til að fjarlægja stíflur og útfellingar
Tvöfaldur keilubor		Til að fjarlægja léttar stíflur
Liður þrýstikjatts keiluborvélar		Til að fjarlægja léttar stíflur
Krossblaðabor		Til að fjarlægja stíflur í litlum rorum
Kúluhausbor		Til að fjarlægja stíflur í litlum rorum

Lagnaverkfæri	Slika	Virgni
Borhaus úr harðmálmi		Til að fjarlægja stíflur af völdum mikillar skorpu
Kúluhausfræsari		Til að fjarlægja stíflur af völdum mikillar skorpu
Íkornafræsari		Til að fjarlægja stíflur af völdum mikillar skorpu
Keðjuslæðari með harðmálmsborhaus		Til að fjarlægja stíflur af völdum mikillar skorpu
Gormabor		Til að endurheimta hluti

## Þvermál röahreinsiverkfæra

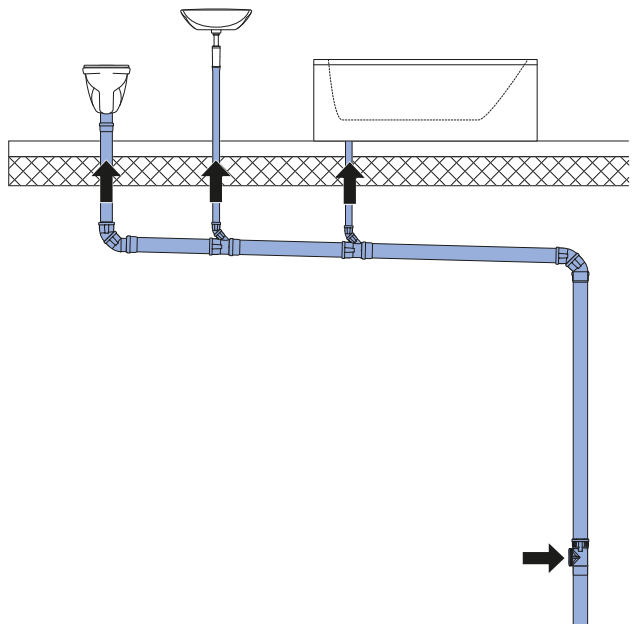
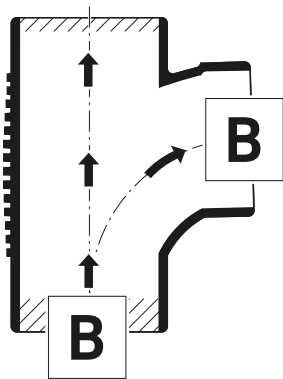
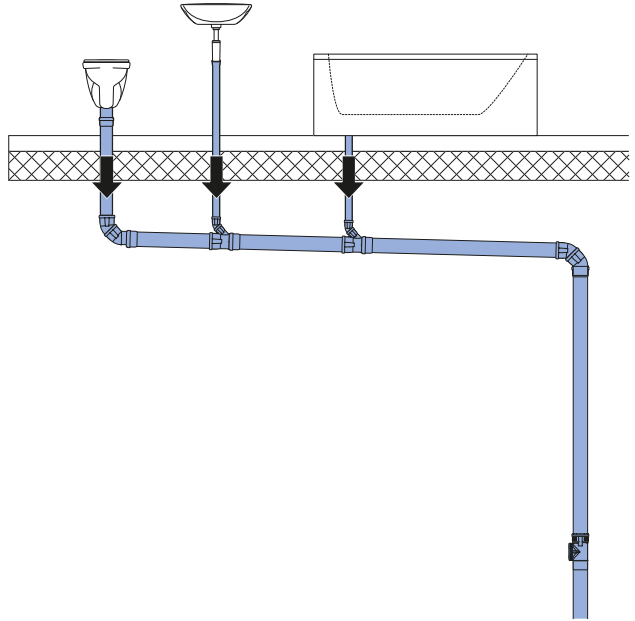
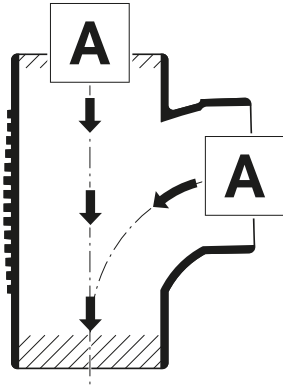
Hreinsunarstefna	Þvermál röra	Hámarksþvermál röahreinsiverkfæra				
		Geberit PE 	Geberit Silent-d b20 	Geberit Silent-PP 	Geberit Silent-Pro 	Geberit Silent-Pro Útskurður 
	d [mm]	d <sub>t</sub> [mm]	d <sub>t</sub> [mm]	d <sub>t</sub> [mm]	d <sub>t</sub> [mm]	d <sub>t</sub> [mm]
	110	90	90	90	90	60
	90	75	75	75	75	60
	75	50	50	50	50	45
	50	40	40	40	40	30

Hreinsunarstefna	Þvermál röra	Hámarksþvermál rörahreinsiverkfæra				
		Geberit PE 	Geberit Silent-d b20 	Geberit Silent-PP 	Geberit Silent-Pro 	Geberit Silent-Pro Útskurður 
	d [mm]	d <sub>t</sub> [mm]	d <sub>t</sub> [mm]	d <sub>t</sub> [mm]	d <sub>t</sub> [mm]	d <sub>t</sub> [mm]
	110	90	90	90	90	60
	90	75	75	75	75	60
	75	50	50	50	50	45
	50	40	40	40	40	30




# Czyszczenie rurociągów

## Opis kierunku czyszczenia

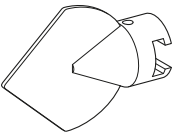
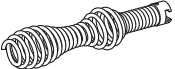
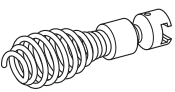
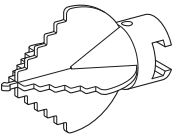
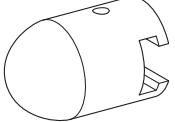


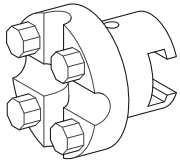
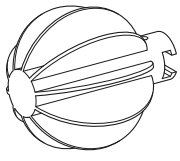

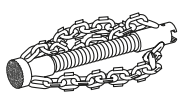
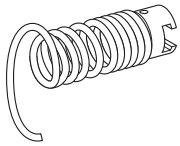
## Kod QR na czyszczakach

Kod QR na czyszczakach Geberit odsyła do instrukcji serwisowej rurociągów Geberit.






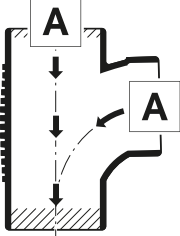






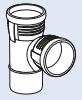
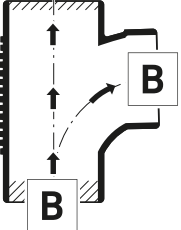
## Opis narzędzi do czyszczenia

Narzędzia do rurociągów	Rysunek	Funkcja
Wiertło brzeszczotowe		Do usuwania zatorów i osadów
Podwójne wiertło maczugowe		Do usuwania lekkich zatorów
Przegubowe wiertło maczugowe		Do usuwania lekkich zatorów
Wiertło krzyżowe		Do usuwania zatorów w małych rurociągach
Wiertło kulowe		Do usuwania zatorów w małych rurociągach

Narzędzia do rurociągów	Rysunek	Funkcja
Głowica wiertnicza z metalu hartowanego		Do usuwania zatorów spowodowanych silnym osadzeniem się kamienia
Frez kulowy		Do usuwania zatorów spowodowanych silnym osadzeniem się kamienia
Frez jeżowy		Do usuwania zatorów spowodowanych silnym osadzeniem się kamienia
Wirówka łańcuchowa z głowicą wiertniczą z metalu hartowanego		Do usuwania zatorów spowodowanych silnym osadzeniem się kamienia
Wiertło ze spiralą		Do wyjmowania przedmiotów

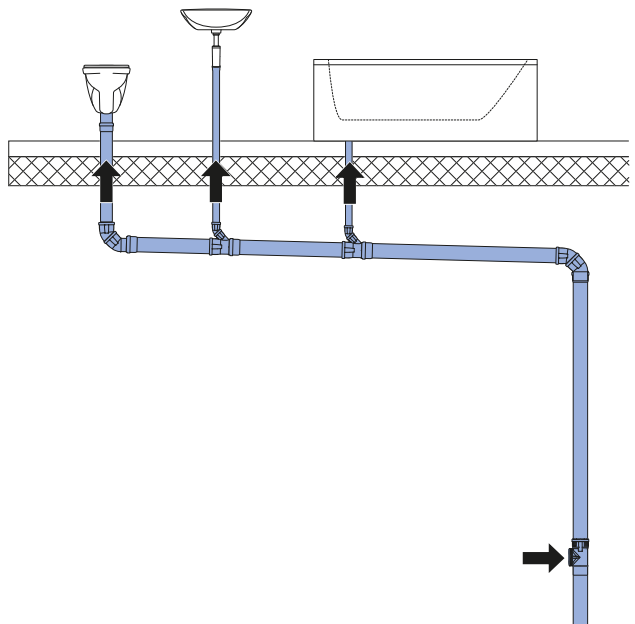
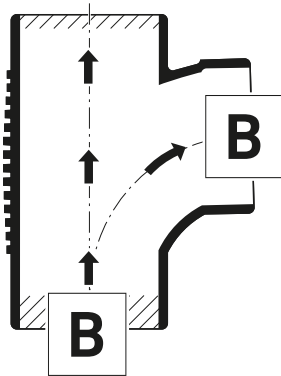
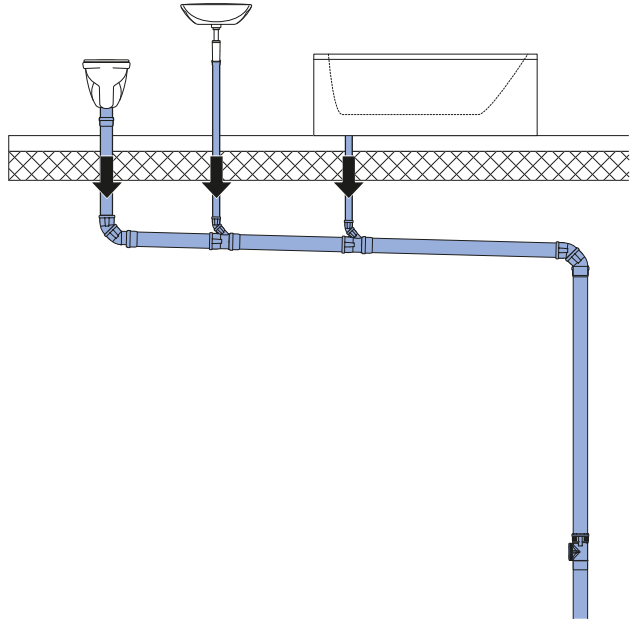
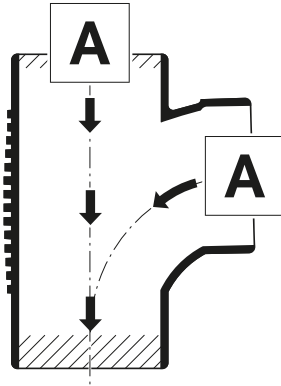
## Średnica narzędzi do czyszczenia rur

Kierunek czyszczenia	Średnica rurociągu	Maksymalna średnica narzędzi do czyszczenia rur				
		Geberit PE 	Geberit Silent-d b20 	Geberit Silent-PP 	Geberit Silent-Pro 	Geberit Silent-Pro Carve 
	d [mm]	d <sub>t</sub> [mm]	d <sub>t</sub> [mm]	d <sub>t</sub> [mm]	d <sub>t</sub> [mm]	d <sub>t</sub> [mm]
	110	90	90	90	90	60
	90	75	75	75	75	60
	75	50	50	50	50	45
	50	40	40	40	40	30

Kierunek czyszczenia	Średnica rurociągu	Maksymalna średnica narzędzi do czyszczenia rur				
		Geberit PE 	Geberit Silent-d b20 	Geberit Silent-PP 	Geberit Silent-Pro 	Geberit Silent-Pro Carve 
		$d_t$ [mm]	$d_t$ [mm]	$d_t$ [mm]	$d_t$ [mm]	$d_t$ [mm]
	110	90	90	90	90	60
	90	75	75	75	75	60
	75	50	50	50	50	45
	50	40	40	40	40	30


# Csővezetékek tisztítása

## A tisztítási irány leírása



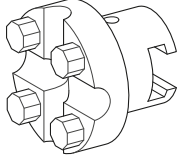
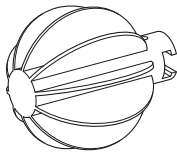

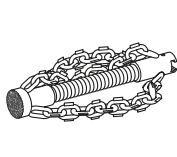
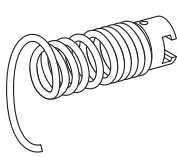
## QR-kód a tisztító idomokon

A Geberit tisztító idomokon a QR-kód a Geberit csővezetékek karbantartási útmutatójára utal.






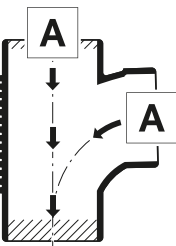







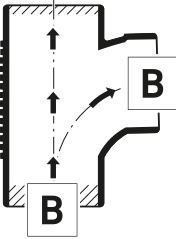
## A tisztító szerszámok leírása

Csőszerszámok	Ábra	Funkció
Lapfúró		Eltömődések és lerakódások eltávolítására
Kettős klubfúró		Kisebb eltömődések eltávolítására
Csuklós klubfúró		Kisebb eltömődések eltávolítására
Keresztlapfúró		Eltömődések eltávolítására kisméretű csővezetékben
Gömbfejű fúró		Eltömődések eltávolítására kisméretű csővezetékben

Csőszerszámok	Ábra	Funkció
Keményfém fúrófej		Erős lerakódás okozta eltömődések eltávolítására
Gömbvégű maró		Erős lerakódás okozta eltömődések eltávolítására
Sünmaró		Erős lerakódás okozta eltömődések eltávolítására
Lánckopogtató keményfém fúrófejjel		Erős lerakódás okozta eltömődések eltávolítására
Visszahúzó fúró		Tárgyak helyreállításához

### Csőtisztító szerszámok átmérője

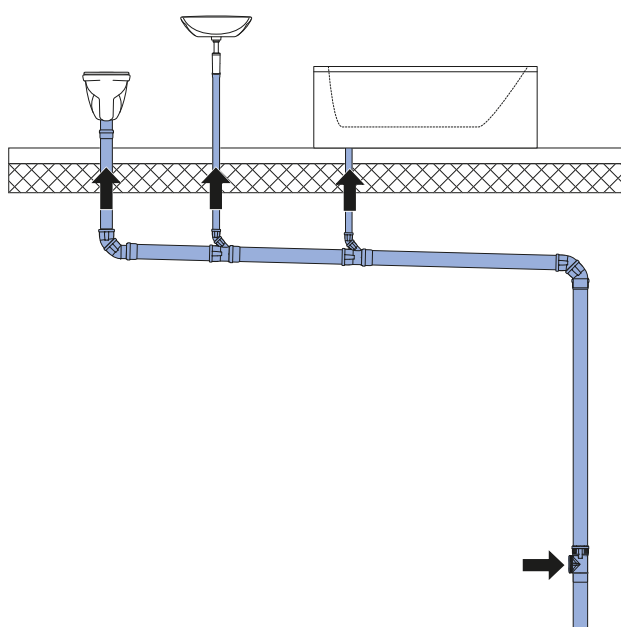
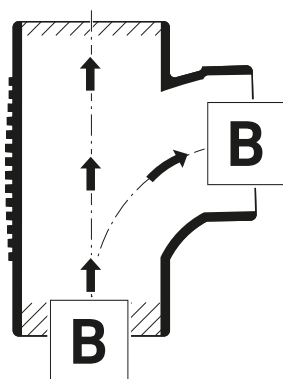
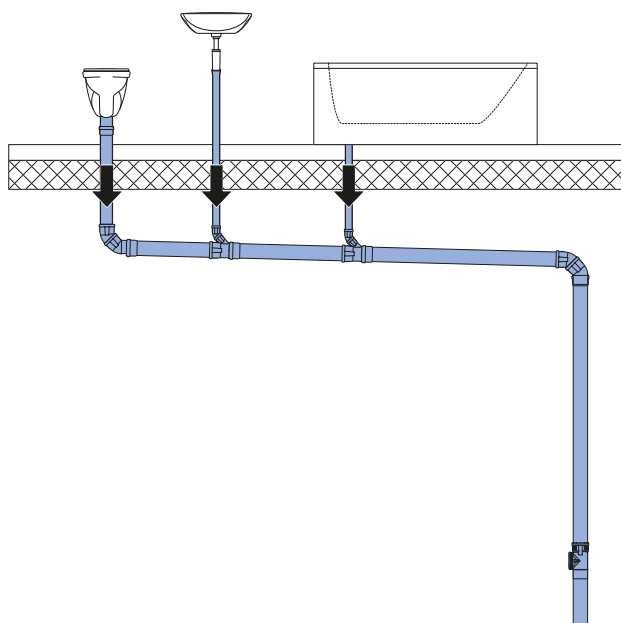
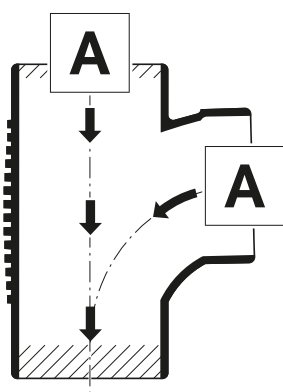
Tisztítási irány	Csőátmérő	Csőtisztító szerszámok maximális átmérője				
		Geberit PE 	Geberit Silent-db20 	Geberit Silent-PP 	Geberit Silent-Pro 	Geberit Silent-Pro Carve 
	d [mm]	d <sub>t</sub> [mm]	d <sub>t</sub> [mm]	d <sub>t</sub> [mm]	d <sub>t</sub> [mm]	d <sub>t</sub> [mm]
	110	90	90	90	90	60
	90	75	75	75	75	60
	75	50	50	50	50	45
	50	40	40	40	40	30

Tisztítási irány	Csőátmérő	Csőtisztító szerszámok maximális átmérője				
		Geberit PE 	Geberit Silent-db20 	Geberit Silent-PP 	Geberit Silent-Pro 	Geberit Silent-Pro Carve 
	d [mm]	d <sub>t</sub> [mm]	d <sub>t</sub> [mm]	d <sub>t</sub> [mm]	d <sub>t</sub> [mm]	d <sub>t</sub> [mm]
	110	90	90	90	90	60
	90	75	75	75	75	60
	75	50	50	50	50	45
	50	40	40	40	40	30




# Čistenie potrubí

## Popis smeru čistenia



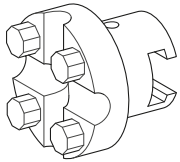
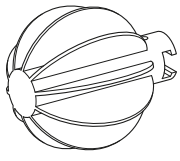

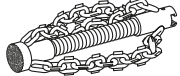
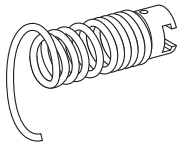
## QR kód na čistiacich kusoch

Na čistiacich kusoch Geberit odkazuje QR kód na návod na údržbu potrubí Geberit.






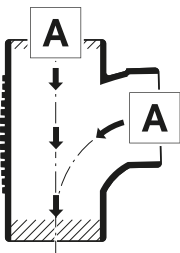







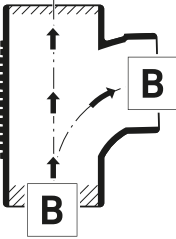
## Popis čistiacich nástrojov

Potrubné nástroje	Obrázok	Funkcia
Listový vrták		Na odstraňovanie upchaní a usadenín
Dvojitý kľbový súdkový vrták		Na odstránenie ľahkých upchaní
Kľbový súdkový vrták		Na odstránenie ľahkých upchaní
Křížový listový vrták		Na odstraňovanie upchaní v malých potrubíach
Guľový vrták		Na odstraňovanie upchaní v malých potrubíach

Potrúbné nástroje	Obrázok	Funkcia
Vrtacia hlava zo spekaného karbidu		Na odstránenie upchaní spôsobených intenzívnou inkrustáciou
Fréza s guľovou hlavou		Na odstránenie upchaní spôsobených intenzívnou inkrustáciou
Ježková fréza		Na odstránenie upchaní spôsobených intenzívnou inkrustáciou
Retiazkový vrták s hlavou zo spekaného karbidu		Na odstránenie upchaní spôsobených intenzívnou inkrustáciou
Spätňý hákový vrták		Na uvoľnenie predmetov

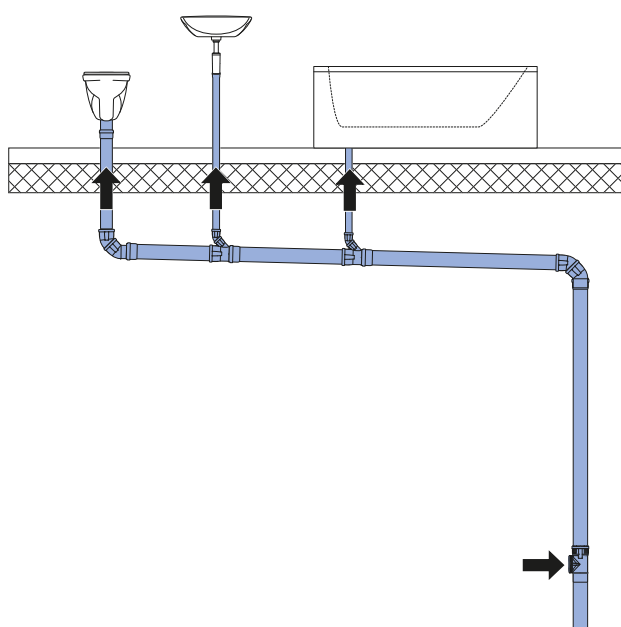
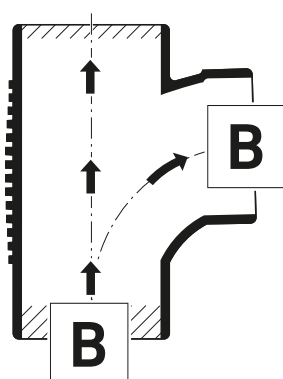
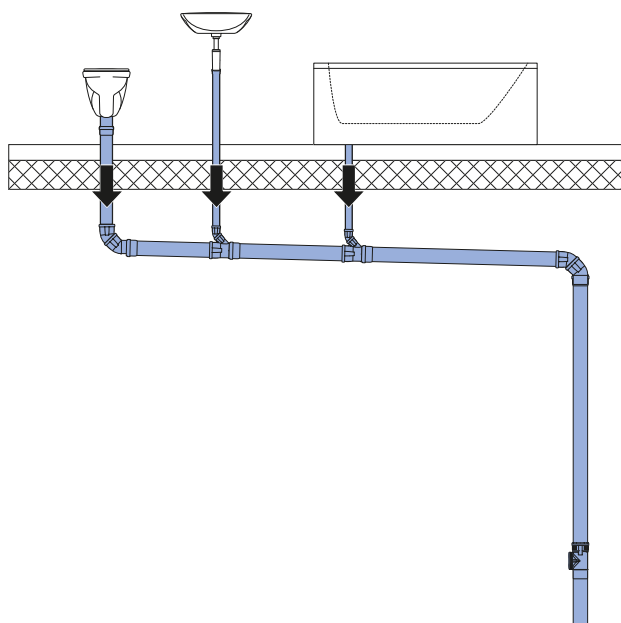
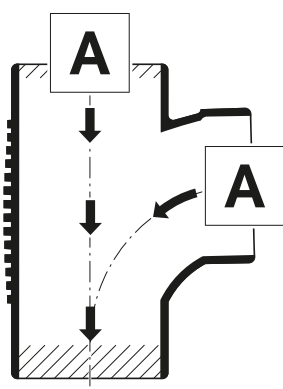
## Priemer nástrojov na čistenie rúr

Smer čistenia	Priemer rúr	Maximálny priemer nástrojov na čistenie rúr				
		Geberit PE 	Geberit Silent-d b20 	Geberit Silent-PP 	Geberit Silent-Pro 	Geberit Silent-Pro Carve 
	d [mm]	d <sub>t</sub> [mm]	d <sub>t</sub> [mm]	d <sub>t</sub> [mm]	d <sub>t</sub> [mm]	d <sub>t</sub> [mm]
	110	90	90	90	90	60
	90	75	75	75	75	60
	75	50	50	50	50	45
	50	40	40	40	40	30

Smer čistenia	Priemer rúr	Maximálny priemer nástrojov na čistenie rúr				
		Geberit PE 	Geberit Silent-d b20 	Geberit Silent-PP 	Geberit Silent-Pro 	Geberit Silent-Pro Carve 
	d [mm]	d <sub>t</sub> [mm]	d <sub>t</sub> [mm]	d <sub>t</sub> [mm]	d <sub>t</sub> [mm]	d <sub>t</sub> [mm]
	110	90	90	90	90	60
	90	75	75	75	75	60
	75	50	50	50	50	45
	50	40	40	40	40	30


# Čištění potrubních vedení

## Popis směru čištění

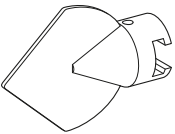
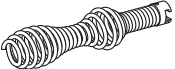
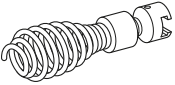
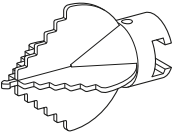
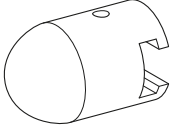


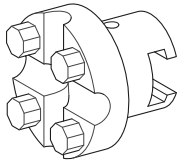
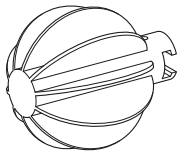

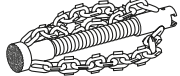
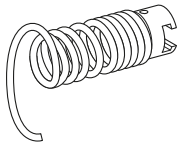
## QR kód na čistících kusech

Na čistících kusech Geberit odkazuje QR kód na návod k údržbě potrubí Geberit.






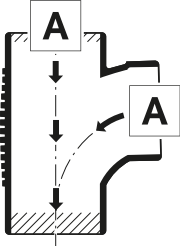







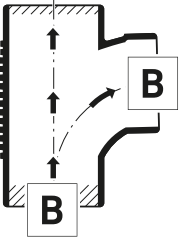
## Popis čistících nástrojů

Potrubní nářadí	Obrázek	Funkce
Listový vrták		K odstranění ucpání a usazenin
Dvojitý soudkový vrták		Pro odstranění lehkých ucpání
Soudkový vrták na klouby		Pro odstranění lehkých ucpání
Křížový listový vrták		Pro odstranění ucpání v malých potrubích
Vrták soudkový dlouhý		Pro odstranění ucpání v malých potrubích

Potrubiční nářadí	Obrázek	Funkce
Vrtací hlava z tvrdého kovu		Pro odstranění ucpání způsobených silnou tvorbou usazenin
Fréza s kulovou hlavou		Pro odstranění ucpání způsobených silnou tvorbou usazenin
Vrták křížový zubatý		Pro odstranění ucpání způsobených silnou tvorbou usazenin
Vrták řetězový s vrtací hlavou z tvrdého kovu		Pro odstranění ucpání způsobených silnou tvorbou usazenin
Vrták vytahovací		Na vytažení předmětů uvízlých v potrubí

## Průměr nástrojů na čištění trubek

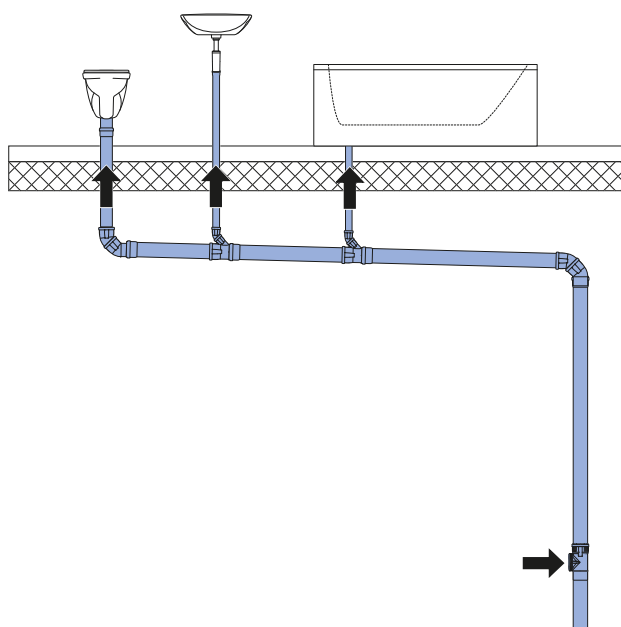
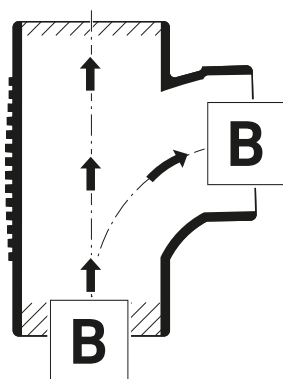
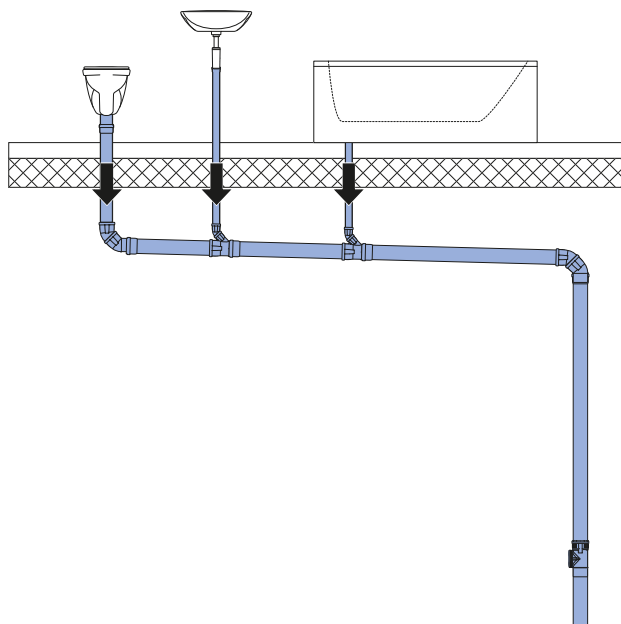
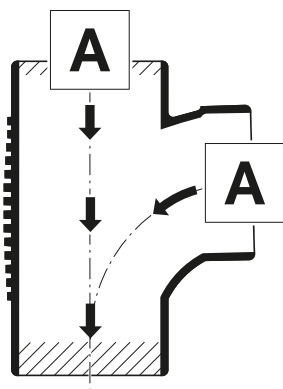
Směr čištění	Průměr trubky	Maximální průměr nástrojů na čištění trubek				
		Geberit PE 	Geberit Silent-db20 	Geberit Silent-PP 	Geberit Silent-Pro 	Geberit Silent-Pro Carve 
	d [mm]	d <sub>t</sub> [mm]	d <sub>t</sub> [mm]	d <sub>t</sub> [mm]	d <sub>t</sub> [mm]	d <sub>t</sub> [mm]
	110	90	90	90	90	60
	90	75	75	75	75	60
	75	50	50	50	50	45
	50	40	40	40	40	30

Směr čištění	Průměr trubky	Maximální průměr nástrojů na čištění trubek				
		Geberit PE 	Geberit Silent-db20 	Geberit Silent-PP 	Geberit Silent-Pro 	Geberit Silent-Pro Carve 
	d [mm]	d <sub>t</sub> [mm]	d <sub>t</sub> [mm]	d <sub>t</sub> [mm]	d <sub>t</sub> [mm]	d <sub>t</sub> [mm]
	110	90	90	90	90	60
	90	75	75	75	75	60
	75	50	50	50	50	45
	50	40	40	40	40	30




# Čiščenje cevovodov

## Opis smeri čiščenja

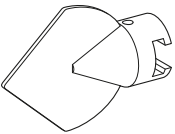
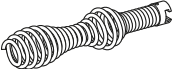
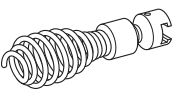

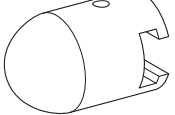


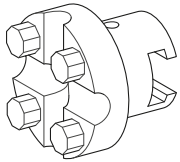
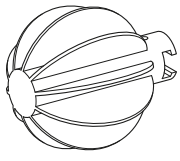

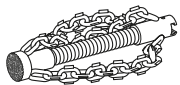
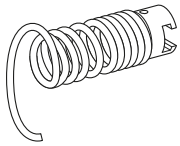
## QR-koda na čistilnih kosih

QR-koda na čistilnih kosih Geberit se nanaša na navodila za vzdrževanje cevododov Geberit.






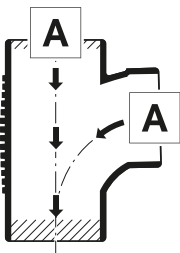







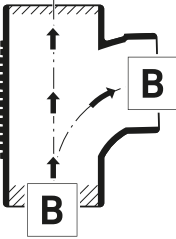
## Opis orodij za čiščenje

Orodja za cevodode	Slika	Funkcija
Listni sveder		Za odstranjevanje zamašitev in usedlin
Dvojni betičasti sveder		Za odstranjevanje rahlih zamašitev
Zgibni betičasti sveder		Za odstranjevanje rahlih zamašitev
Križni listni sveder		Za odstranjevanje zamašitev v majhnih ceveh
Sveder s kroglasto glavo		Za odstranjevanje zamašitev v majhnih ceveh

Orodja za cevovode	Slika	Funkcija
Vrtalna glava iz trde kovine		Za odstranjevanje zamašitev zaradi močne inkrustacije
Rezkalo s kroglasto glavo		Za odstranjevanje zamašitev zaradi močne inkrustacije
Ježasto rezkalo		Za odstranjevanje zamašitev zaradi močne inkrustacije
Verižno orodje z vrtalno glavo iz trde kovine		Za odstranjevanje zamašitev zaradi močne inkrustacije
Sveder za odstranjevanje predmetov		Za odstranjevanje predmetov

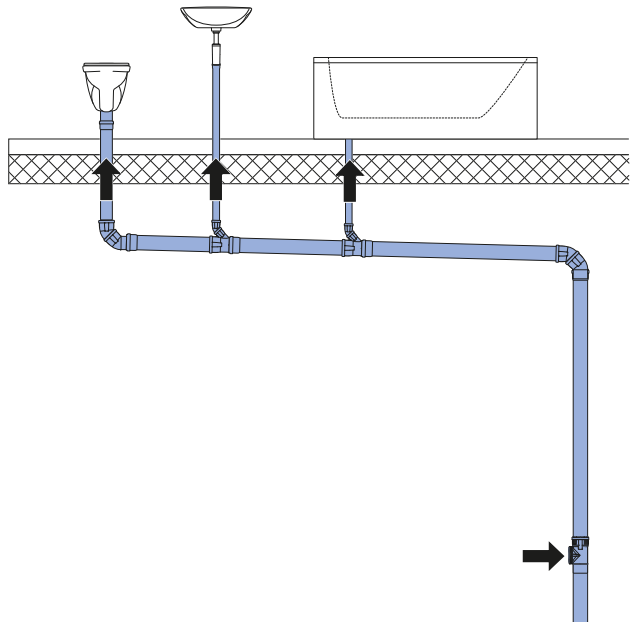
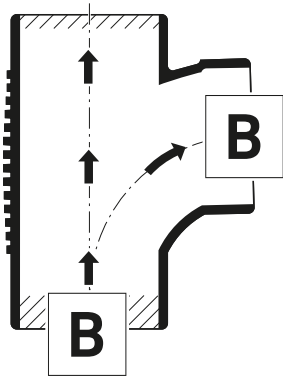
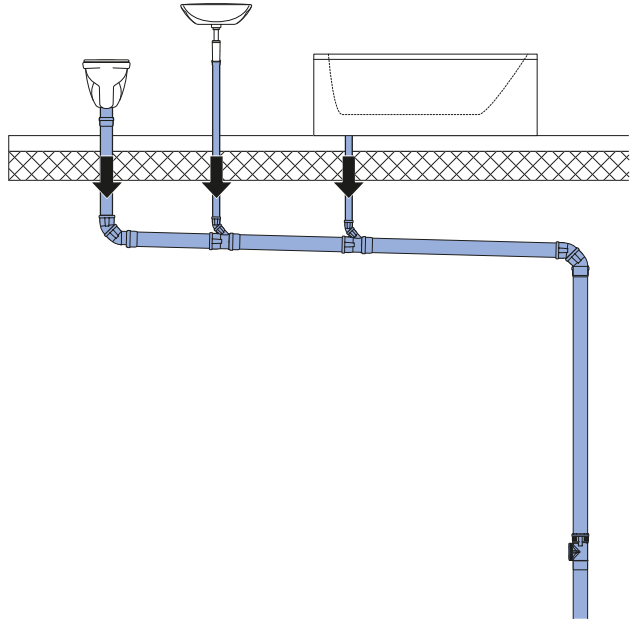
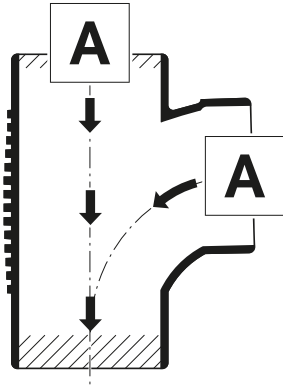
## Premer orodja za čiščenje cevi

Smer čiščenja	Premer cevi	Največji premer orodja za čiščenje cevi				
		Geberit PE 	Geberit Silent-d b20 	Geberit Silent-PP 	Geberit Silent-Pro 	Geberit Silent-Pro Carve 
	d [mm]	d <sub>t</sub> [mm]	d <sub>t</sub> [mm]	d <sub>t</sub> [mm]	d <sub>t</sub> [mm]	d <sub>t</sub> [mm]
	110	90	90	90	90	60
	90	75	75	75	75	60
	75	50	50	50	50	45
	50	40	40	40	40	30

Smer čiščenja	Premer cevi	Največji premer orodja za čiščenje cevi				
		Geberit PE 	Geberit Silent-d b20 	Geberit Silent-PP 	Geberit Silent-Pro 	Geberit Silent-Pro Carve 
	d [mm]	d <sub>t</sub> [mm]	d <sub>t</sub> [mm]	d <sub>t</sub> [mm]	d <sub>t</sub> [mm]	d <sub>t</sub> [mm]
	110	90	90	90	90	60
	90	75	75	75	75	60
	75	50	50	50	50	45
	50	40	40	40	40	30


# Čišćenje cjevovoda

## Opis smjera čišćenja



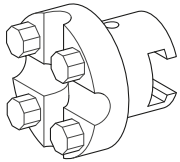
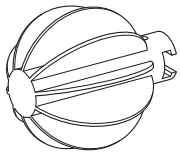

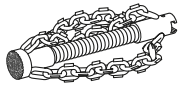
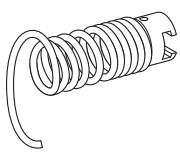
## QR kôd na elementima za čišćenje

QR kôd na Geberit elementima za čišćenje vodi na upute za održavanje Geberit cjevovoda.






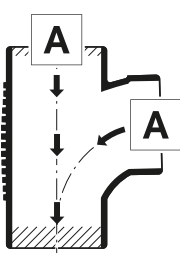







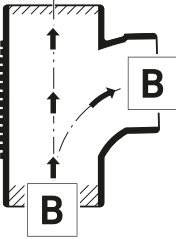
## Opis alata za čišćenje

Alati za cjevovode	Slika	Funkcija
Plosnato svrdlo za čišćenje cijevi		Za uklanjanje začepljenja i naslaga
Dvostruko svrdlo u obliku palice		Za uklanjanje manjih začepljenja
Zglobno svrdlo u obliku palice		Za uklanjanje manjih začepljenja
Križno svrdlo za čišćenje cijevi		Za uklanjanje začepljenja u malim cjevovodima
Svrdlo s kuglastim vrhom		Za uklanjanje začepljenja u malim cjevovodima

Alati za cjevovode	Slika	Funkcija
Karbidno svrdlo		Za uklanjanje začepljenja uzrokovanih tvrdokornim naslagama
Glodalo s kuglastim vrhom		Za uklanjanje začepljenja uzrokovanih tvrdokornim naslagama
Iglično glodalo		Za uklanjanje začepljenja uzrokovanih tvrdokornim naslagama
Lančana centrifugalna glava s karbidnim svrdlom		Za uklanjanje začepljenja uzrokovanih tvrdokornim naslagama
Svrdlo za izvlačenje predmeta iz cijevi		Za izvlačenje predmeta

### Promjer alata za čišćenje cijevi

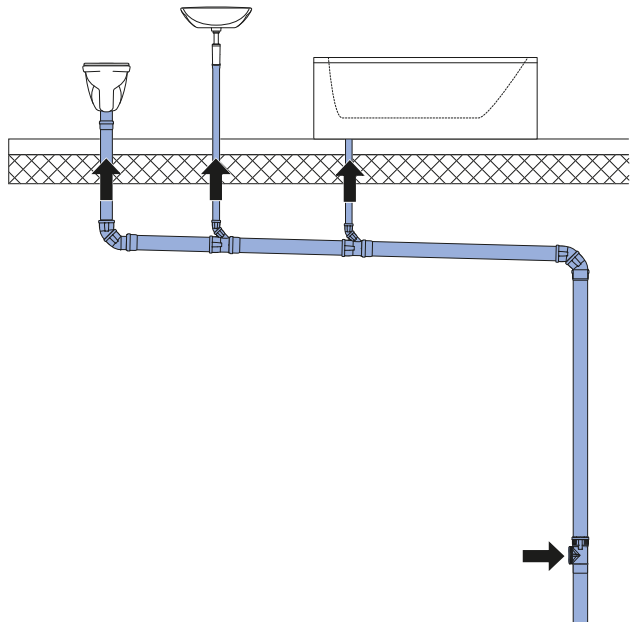
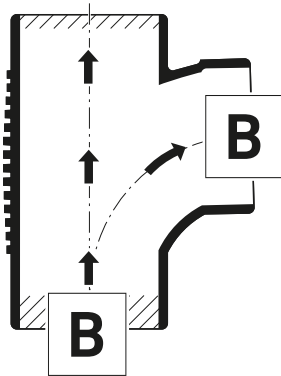
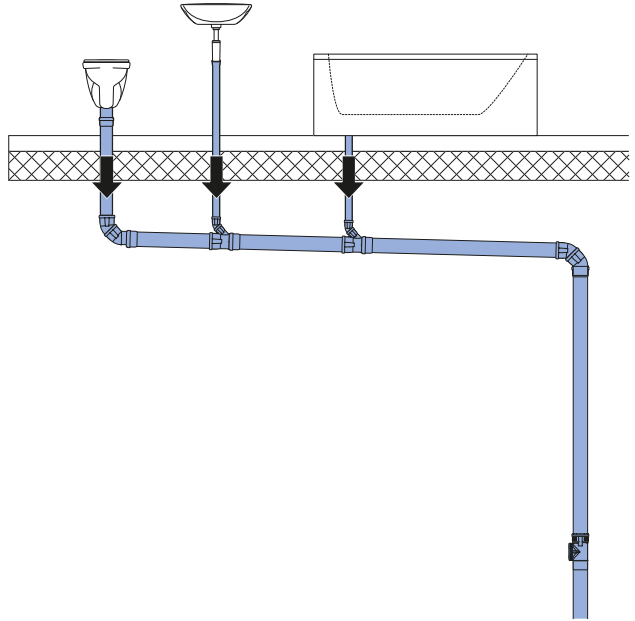
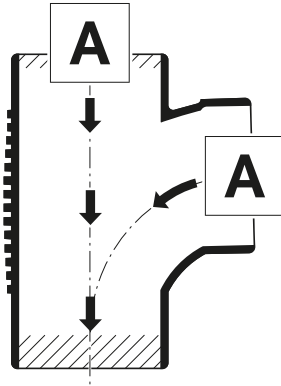
Smjer čišćenja	Promjer cijevi	Maksimalni promjer alata za čišćenje cijevi				
		Geberit PE 	Geberit Silent-d b20 	Geberit Silent-PP 	Geberit Silent-Pro 	Geberit Silent-Pro Carve 
	d [mm]	d <sub>t</sub> [mm]	d <sub>t</sub> [mm]	d <sub>t</sub> [mm]	d <sub>t</sub> [mm]	d <sub>t</sub> [mm]
	110	90	90	90	90	60
	90	75	75	75	75	60
	75	50	50	50	50	45
	50	40	40	40	40	30

Smjer čišćenja	Promjer cijevi	Maksimalni promjer alata za čišćenje cijevi				
		Geberit PE 	Geberit Silent-d b20 	Geberit Silent-PP 	Geberit Silent-Pro 	Geberit Silent-Pro Carve 
	d [mm]	d <sub>t</sub> [mm]	d <sub>t</sub> [mm]	d <sub>t</sub> [mm]	d <sub>t</sub> [mm]	d <sub>t</sub> [mm]
	110	90	90	90	90	60
	90	75	75	75	75	60
	75	50	50	50	50	45
	50	40	40	40	40	30




# Čiščenje cevovoda

## Opis pravca čiščenja



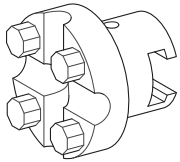
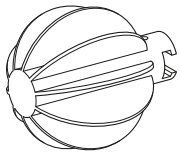

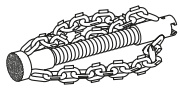
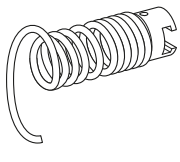
## QR kôd na revizionim komadima

QR kôd na Geberit revizionim komadima vodi na uputstvo za održavanje Geberit cevovoda.






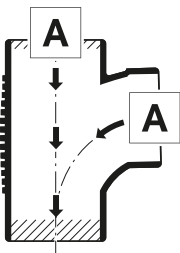







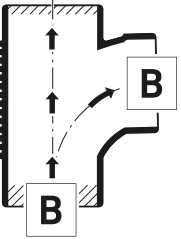
## Opis alata za čišćenje

Alati za cevovode	Slika	Funkcija
Ravna burgija za čišćenje cevi		Za uklanjanje začepljenja i naslaga
Dvostruka burgija u obliku palice		Za uklanjanje manjih začepljenja
Zglobna burgija u obliku palice		Za uklanjanje manjih začepljenja
Križna burgija za čišćenje cevi		Za uklanjanje začepljenja u malim cevovodima
Burgija sa kugličnim vrhom		Za uklanjanje začepljenja u malim cevovodima

Alati za cevovode	Slika	Funkcija
Karbidna burgija		Za uklanjanje začepljenja izazvanih tvrdokornim naslagama
Glodalo sa kugličnim vrhom		Za uklanjanje začepljenja izazvanih tvrdokornim naslagama
Iglično glodalo		Za uklanjanje začepljenja izazvanih tvrdokornim naslagama
Lančana centrifugalna glava sa karbidnom burgijom		Za uklanjanje začepljenja izazvanih tvrdokornim naslagama
Burgija za vađenje predmeta iz cevi		Za vađenje predmeta

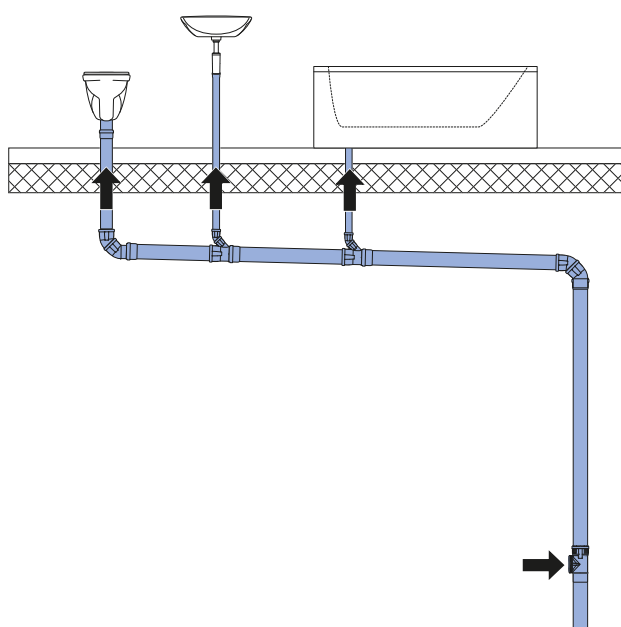
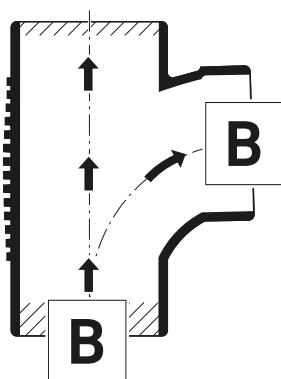
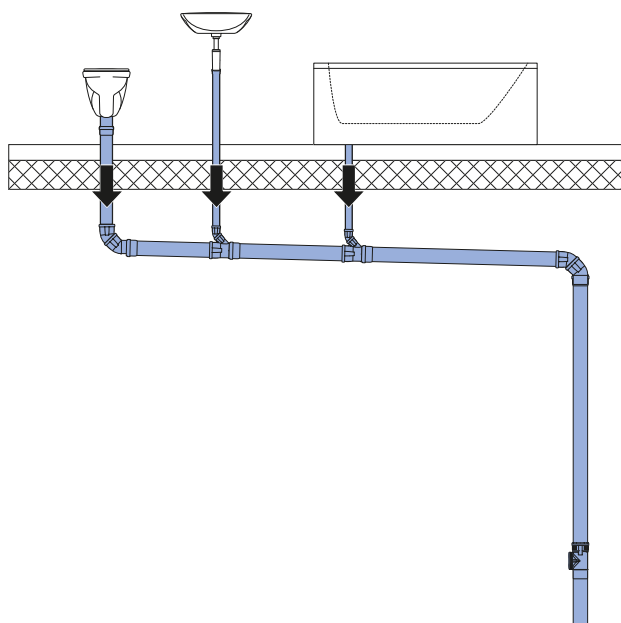
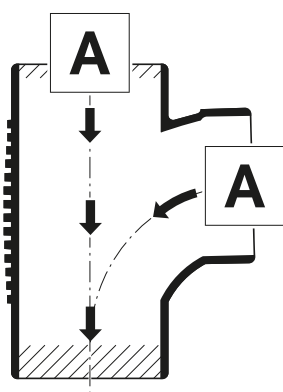
## Prečnik alata za čišćenje cevi

Pravac čišćenja	Prečnik cevi	Maksimalni prečnik alata za čišćenje cevi				
		Geberit PE 	Geberit Silent-d b20 	Geberit Silent-PP 	Geberit Silent-Pro 	Geberit Silent-Pro Carve 
	d [mm]	d <sub>t</sub> [mm]	d <sub>t</sub> [mm]	d <sub>t</sub> [mm]	d <sub>t</sub> [mm]	d <sub>t</sub> [mm]
	110	90	90	90	90	60
	90	75	75	75	75	60
	75	50	50	50	50	45
	50	40	40	40	40	30

Pravac čišćenja	Prečnik cevi	Maksimalni prečnik alata za čišćenje cevi				
		Geberit PE 	Geberit Silent-d b20 	Geberit Silent-PP 	Geberit Silent-Pro 	Geberit Silent-Pro Carve 
	d [mm]	d <sub>t</sub> [mm]	d <sub>t</sub> [mm]	d <sub>t</sub> [mm]	d <sub>t</sub> [mm]	d <sub>t</sub> [mm]
	110	90	90	90	90	60
	90	75	75	75	75	60
	75	50	50	50	50	45
	50	40	40	40	40	30


# Torustike puhastamine

## Puhastussuuna kirjeldus

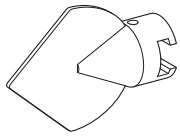
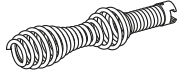
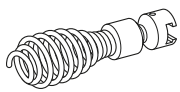
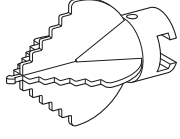
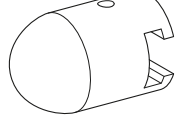


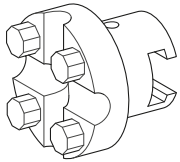
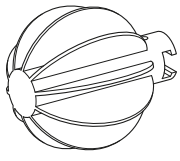

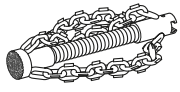
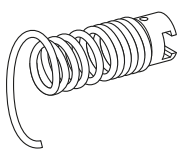
## QR-kood puhastusdetailidel

Geberit puhastusdetailidel viitab QR-kood Geberit torustike hooldusjuhendile.






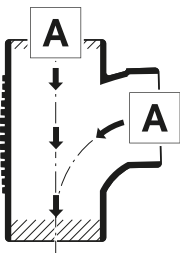







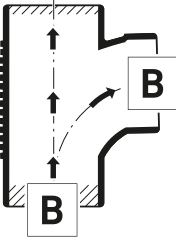
## Puhastustööriistade kirjeldus

Torustiku tööriistad	Joonis	Funktsioon
Lehtpuur		Ummistuste ja ladestiste eemaldamiseks
Topeltpuur		Kerge te ummistuste eemaldamiseks
Liigendpuur		Kerge te ummistuste eemaldamiseks
Ristteraga puur		Ummistuste eemaldamiseks väikestest torustikest
Kuulpeapuur		Ummistuste eemaldamiseks väikestest torustikest

Torustiku tööriistad	Joonis	Funktsioon
Kõvametallist puuripea		Tugevatest inkrustatsioonidest tingitud ummistuste eemaldamiseks
Kuulpeafrees		Tugevatest inkrustatsioonidest tingitud ummistuste eemaldamiseks
Siilfrees		Tugevatest inkrustatsioonidest tingitud ummistuste eemaldamiseks
Kõvametall-puuripeaga kettpuhasti		Tugevatest inkrustatsioonidest tingitud ummistuste eemaldamiseks
Tagastuspuur		Esemete tagasitoomiseks

## Torupuhastustööriistade läbimõõt

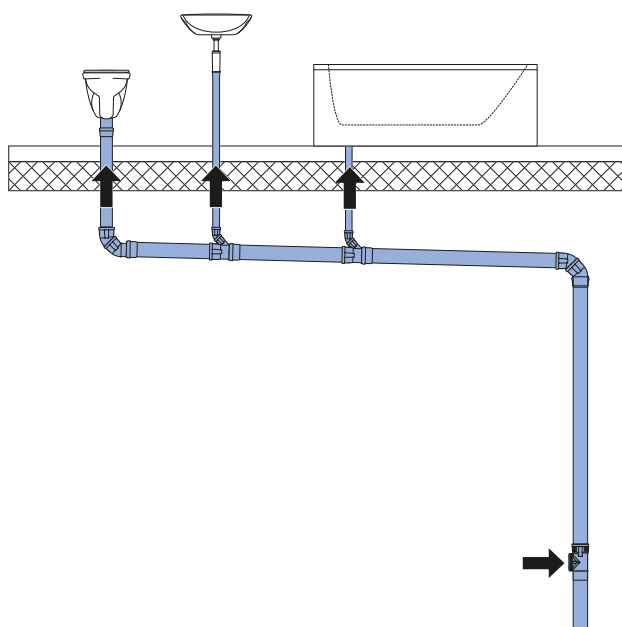
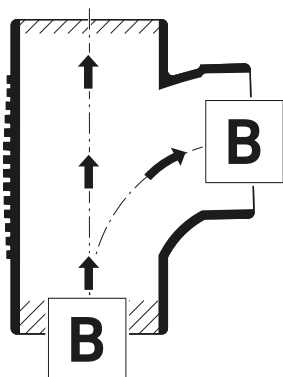
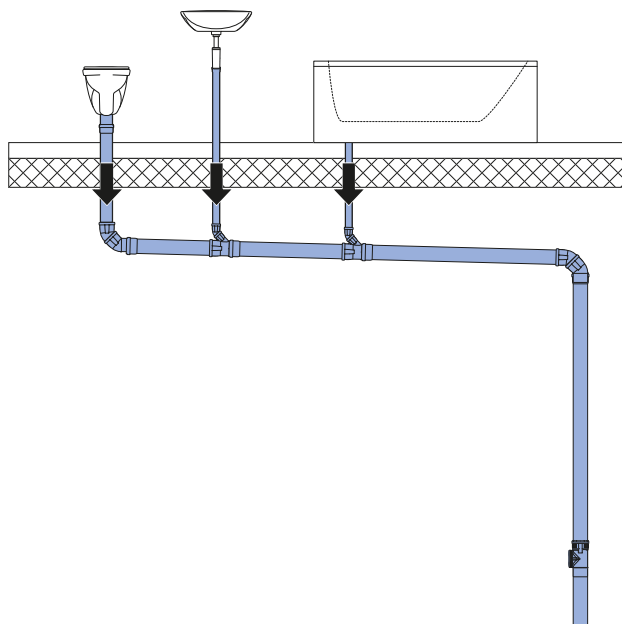
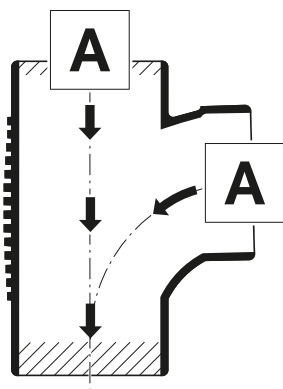
Puhastussuund	Toru läbimõõt	Torupuhastustööriistade maksimaalne läbimõõt				
		Geberit PE 	Geberit Silent-d b20 	Geberit Silent-PP 	Geberit Silent-Pro 	Geberit Silent-Pro Carve 
	d [mm]	d <sub>t</sub> [mm]	d <sub>t</sub> [mm]	d <sub>t</sub> [mm]	d <sub>t</sub> [mm]	d <sub>t</sub> [mm]
	110	90	90	90	90	60
	90	75	75	75	75	60
	75	50	50	50	50	45
	50	40	40	40	40	30

Puhastussuund	Toru läbimõõt	Torupuhastustööriistade maksimaalne läbimõõt				
		Geberit PE 	Geberit Silent-d b20 	Geberit Silent-PP 	Geberit Silent-Pro 	Geberit Silent-Pro Carve 
	d [mm]	d <sub>t</sub> [mm]	d <sub>t</sub> [mm]	d <sub>t</sub> [mm]	d <sub>t</sub> [mm]	d <sub>t</sub> [mm]
	110	90	90	90	90	60
	90	75	75	75	75	60
	75	50	50	50	50	45
	50	40	40	40	40	30




# Cauruļvadu tīrīšana

## Tīrīšanas virziena apraksts

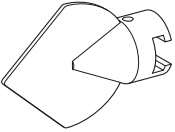
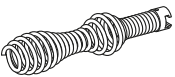
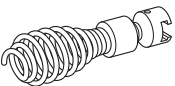
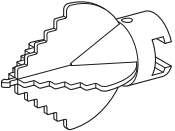
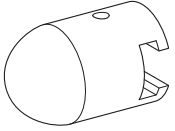


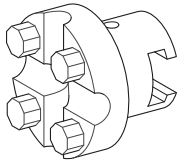
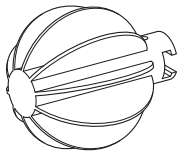

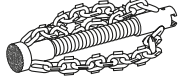
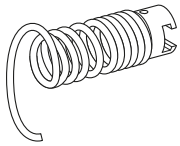
## Fasona detaļu QR kods

Geberit cauruļvadu fasona detaļu QR kods norāda uz Geberit cauruļvadu tehniskā stāvokļa uzturēšanas pamācību.






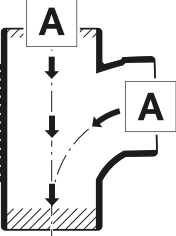






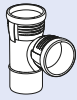
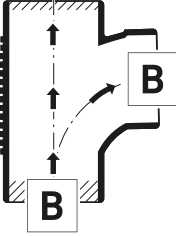
## Tīrīšanas instrumentu apraksts

Cauruļvadu instrumenti	Attēls	Funkcija
Urbis ar lāpstiņveida galviņu		Aizsprostojumu un nogulšņu likvidēšanai
Dubultā ovālā spirāle		Vieglu aizsprostojumu likvidēšanai
Ovālā spirāle ar šarnīru		Vieglu aizsprostojumu likvidēšanai
Urbis ar krusta lāpstiņveida galviņu		Aizsprostojumu likvidēšanai mazās caurulēs
Lodveida urbis		Aizsprostojumu likvidēšanai mazās caurulēs

Cauruļvadu instrumenti	Attēls	Funkcija
Karbīda urbja uzgalis		Lielu kaļķakmens nogulšņu radīto aizsprostojumu likvidēšanai
Lodveida frēze		Lielu kaļķakmens nogulšņu radīto aizsprostojumu likvidēšanai
Dzeloņfrēze		Lielu kaļķakmens nogulšņu radīto aizsprostojumu likvidēšanai
Ķēdes centrifūga ar karbīda urbja uzgali		Lielu kaļķakmens nogulšņu radīto aizsprostojumu likvidēšanai
Izvilkšanas urbis		Priekšmetu izvilkšanai

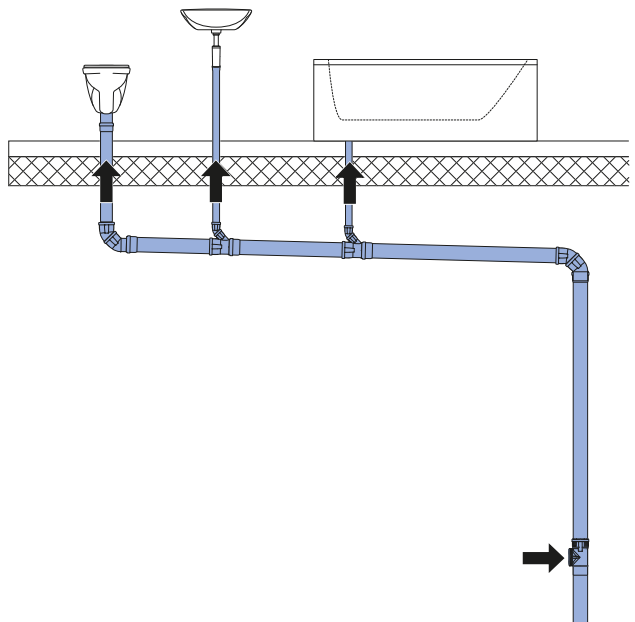
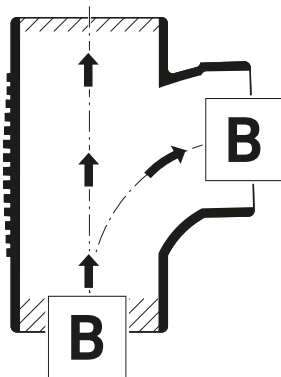
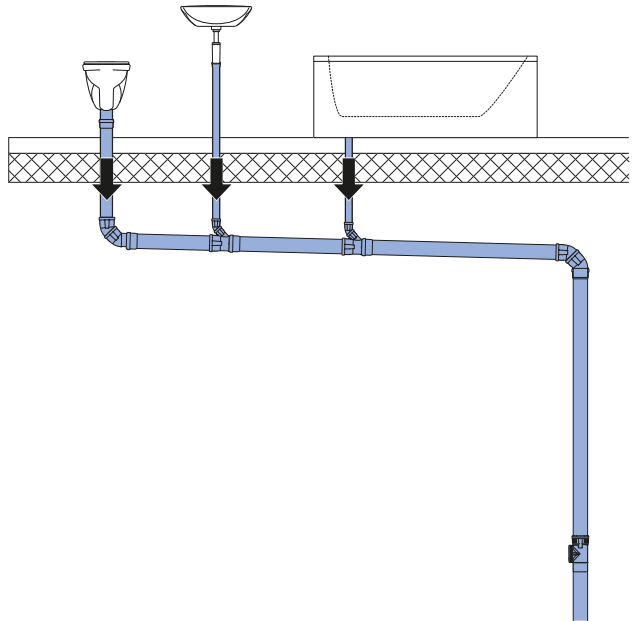
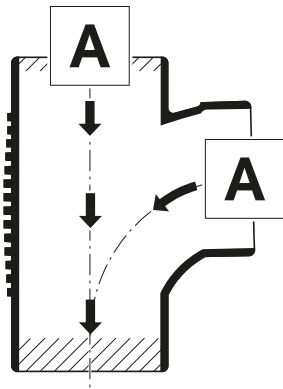
## Cauruļu tīrīšanas instrumentu diametrs

Tīrīšanas virziens	Cauruļu diametrs	Cauruļu tīrīšanas instrumentu maksimālais diametrs				
		Geberit PE 	Geberit Silent-db20 	Geberit Silent-PP 	Geberit Silent-Pro 	Geberit Silent-Pro Carve 
	d [mm]	d <sub>t</sub> [mm]	d <sub>t</sub> [mm]	d <sub>t</sub> [mm]	d <sub>t</sub> [mm]	d <sub>t</sub> [mm]
	110	90	90	90	90	60
	90	75	75	75	75	60
	75	50	50	50	50	45
	50	40	40	40	40	30

Tīršanas virziens	Cauruļu diametrs	Cauruļu tīršanas instrumentu maksimālais diametrs				
		Geberit PE 	Geberit Silent-db20 	Geberit Silent-PP 	Geberit Silent-Pro 	Geberit Silent-Pro Carve 
		$d_t$ [mm]	$d_t$ [mm]	$d_t$ [mm]	$d_t$ [mm]	$d_t$ [mm]
	110	90	90	90	90	60
	90	75	75	75	75	60
	75	50	50	50	50	45
	50	40	40	40	40	30


# Vamzdynų valymas

## Valymo krypties aprašymas

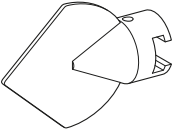
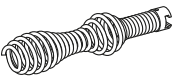
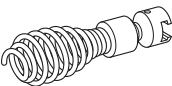
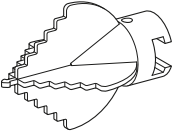
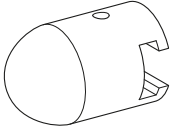


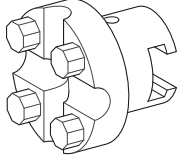
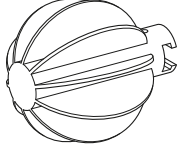

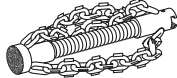
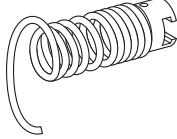
## QR kodas ant valymo priemonių

Prie Geberit valymo vienetų esančiame QR kode pateikiama nuoroda į Geberit vamzdynų priežiūros instrukciją.






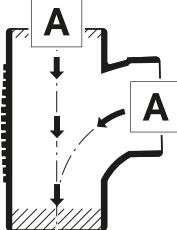







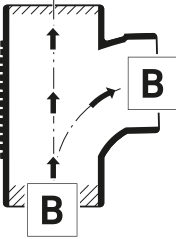
## Valymo įrankių aprašymas

Vamzdynų įrankiai	Paveikslas	Funkcija
Lakštų gražtas		Užsikimšimams ir nuosėdoms šalinti
Dvigubas buožės gražtas		Skirta lengviems užsikimšimams šalinti
Sujungimų buožės gražtas		Skirta lengviems užsikimšimams šalinti
Kryžminis lakštų gražtas		Skirtas užsikimšimams mažuose vamzdžiuose šalinti
Gražtas su rutuline galvute		Skirtas užsikimšimams mažuose vamzdžiuose šalinti

Vamzdinių įrankiai	Paveikslas	Funkcija
Kietmetalo gręžimo galvutė		Skirta stipriai pridžiūvusiems užsikimšimams šalinti
Frezos su rutuline galvute		Skirta stipriai pridžiūvusiems užsikimšimams šalinti
Adatinė freza		Skirta stipriai pridžiūvusiems užsikimšimams šalinti
Grandinės stropas su kietmetalo gręžimo galvute		Skirta stipriai pridžiūvusiems užsikimšimams šalinti
Gražinimo gražtas		Objektams atkurti

### Vamzdžių valymo įrankių skersmuo

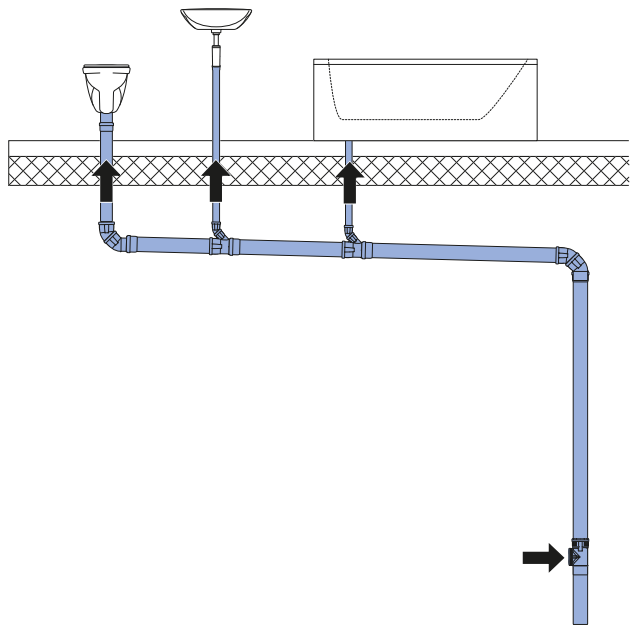
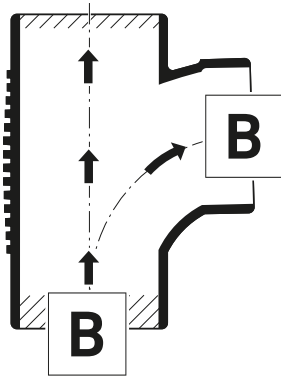
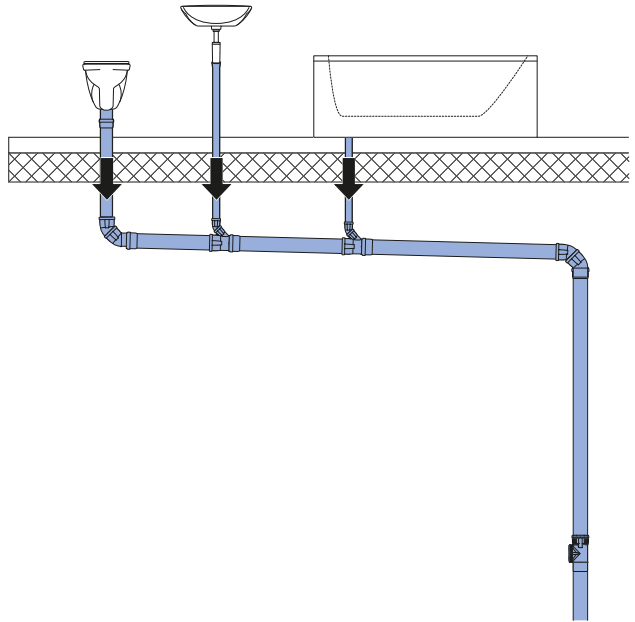
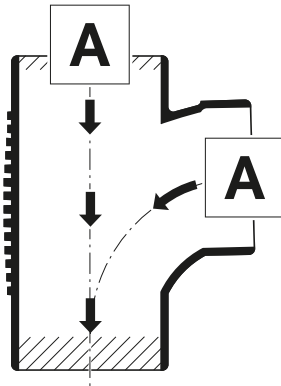
Valymo kryptis	Vamzdžio skersmuo	Didžiausias vamzdžių valymo įrankių skersmuo				
		Geberit PE 	Geberit Silent-db20 	Geberit Silent-PP 	Geberit Silent-Pro 	Geberit Silent-Pro Carve 
	d [mm]	d <sub>t</sub> [mm]	d <sub>t</sub> [mm]	d <sub>t</sub> [mm]	d <sub>t</sub> [mm]	d <sub>t</sub> [mm]
	110	90	90	90	90	60
	90	75	75	75	75	60
	75	50	50	50	50	45
	50	40	40	40	40	30

Valymo kryptis	Vamzdžio skersmuo	Didžiausias vamzdžių valymo įrankių skersmuo				
		Geberit PE 	Geberit Silent-db20 	Geberit Silent-PP 	Geberit Silent-Pro 	Geberit Silent-Pro Carve 
	d [mm]	d <sub>t</sub> [mm]	d <sub>t</sub> [mm]	d <sub>t</sub> [mm]	d <sub>t</sub> [mm]	d <sub>t</sub> [mm]
	110	90	90	90	90	60
	90	75	75	75	75	60
	75	50	50	50	50	45
	50	40	40	40	40	30




# Почистване на тръбопроводи

## Описание на посоката на почистване



## QR код върху частите за почистване

QR кодът на частите за почистване на Geberit препраща към ръководството за поддръжка на тръбопроводите Geberit.






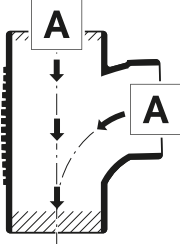
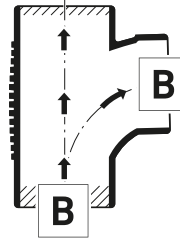


## Описание на инструментите за почистване

Инструменти за тръбопроводи	Фигура	Функция
Плоско свредло		За отстраняване на запушвания и отлагания
Двойно свредло със спирала		За отстраняване на леки запушвания
Шарнирно свредло със спирала		За отстраняване на леки запушвания
Кръстато плоско свредло		За отстраняване на запушвания в малки тръбопроводи
Свредло с обла глава		За отстраняване на запушвания в малки тръбопроводи

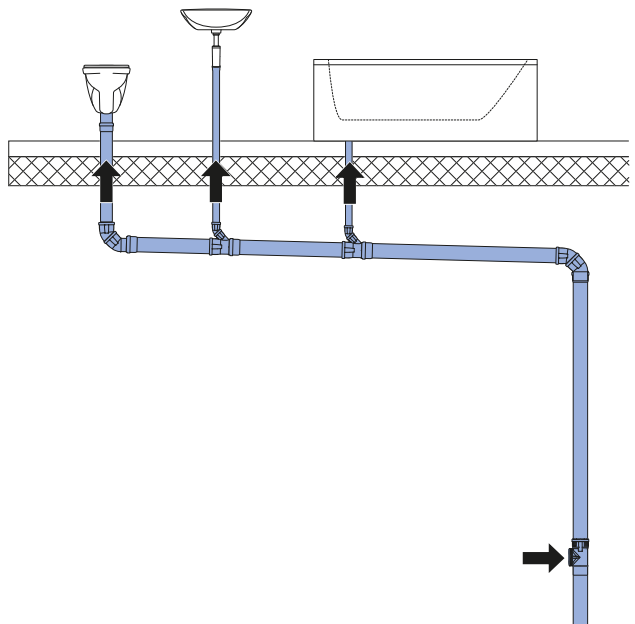
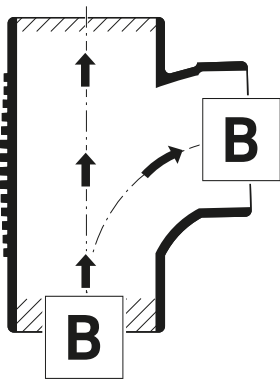
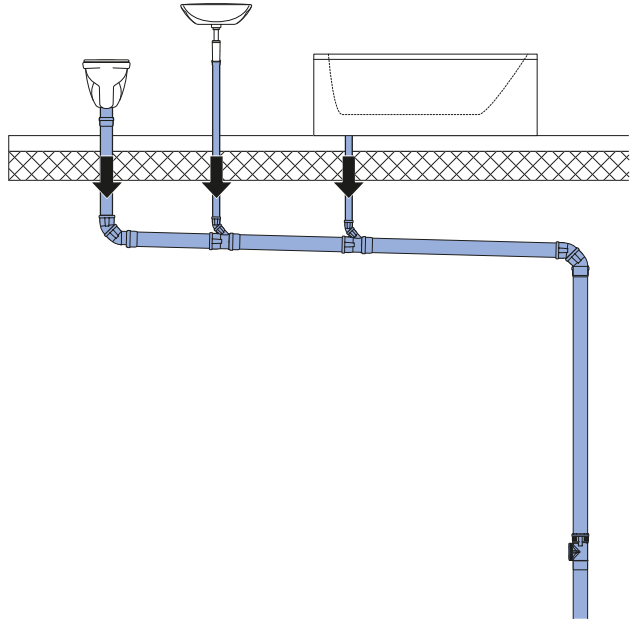
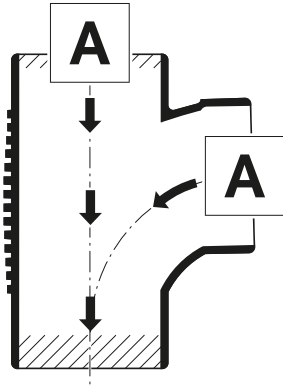
Инструменти за тръбопроводи	Фигура	Функция
Твърдосплавна глава за свредло		За отстраняване на запушвания поради големи отлагания
Фрезер с обла глава		За отстраняване на запушвания поради големи отлагания
Иглен фрезер		За отстраняване на запушвания поради големи отлагания
Верижна центрофуга с твърдосплавна глава за пробиване		За отстраняване на запушвания поради големи отлагания
Свредло за изваждане		За запазване на предмети

## Диаметър на инструментите за почистване на тръби

Посока на почистване	Диаметър р на тръбата	Максимален диаметър на инструментите за почистване на тръби				
		Geberit PE 	Geberit Silent-db20 	Geberit Silent-PP 	Geberit Silent-Pro 	Geberit Silent- Pro Carve 
	d [mm]	d <sub>t</sub> [mm]	d <sub>t</sub> [mm]	d <sub>t</sub> [mm]	d <sub>t</sub> [mm]	d <sub>t</sub> [mm]
	110	90	90	90	90	60
	90	75	75	75	75	60
	75	50	50	50	50	45
	50	40	40	40	40	30
	110	90	90	90	90	60
	90	75	75	75	75	60
	75	50	50	50	50	45
	50	40	40	40	40	30


# Curățare conducte

## Descrierea direcției de curățare

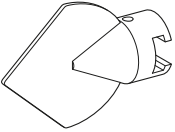
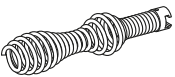
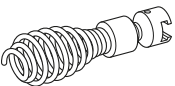
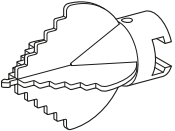
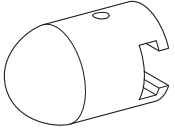


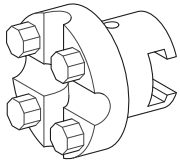
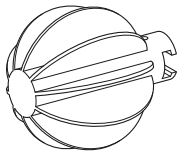

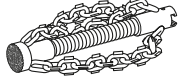
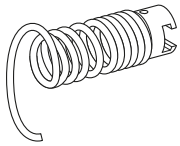
## Cod QR pe piesele de curățare

Pe piesele de curățare Geberit, codul QR se referă la instrucțiunile pentru lucrările de întreținere a conductelor Geberit.

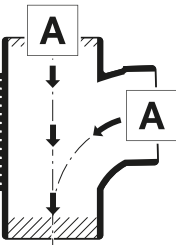







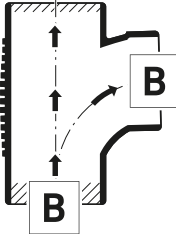
## Descrierea sculelor pentru curățare

Scule pentru conducte	Figura	Funcție
Ejector de grăsime		Pentru îndepărtarea blocajelor și a depunerilor
Burghiu dublu pentru suport		Pentru îndepărtarea blocajelor ușoare
Burghiu articulată pentru suport		Pentru îndepărtarea blocajelor ușoare
Burghiu cu lamă transversală		Pentru îndepărtarea blocajelor din conductele mici
Burghiu cu vârf sferic		Pentru îndepărtarea blocajelor din conductele mici

Scule pentru conducte	Figura	Funcție
Vârf de burghiu din carbură		Pentru îndepărtarea blocajelor datorate unor incrustații puternice
Freze cu capăt sferic		Pentru îndepărtarea blocajelor datorate unor incrustații puternice
Freză arici		Pentru îndepărtarea blocajelor datorate unor incrustații puternice
Șlefuitor cu lanț cu vârf de burghiu din carbură		Pentru îndepărtarea blocajelor datorate unor incrustații puternice
Burghiu de extragere		Pentru recuperarea obiectelor

## Diametrul sculelor de curățare a conductelor

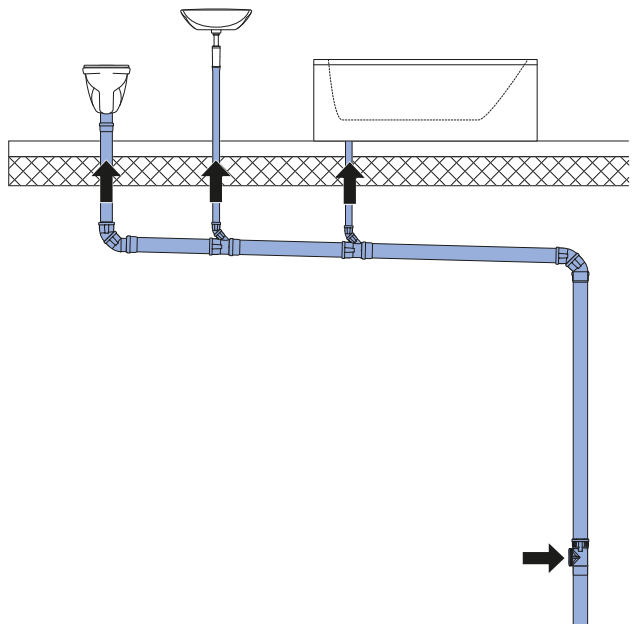
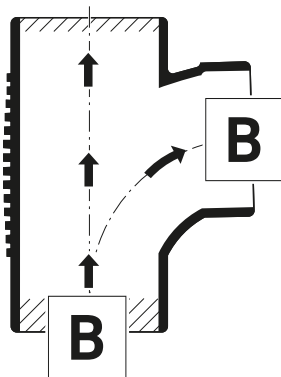
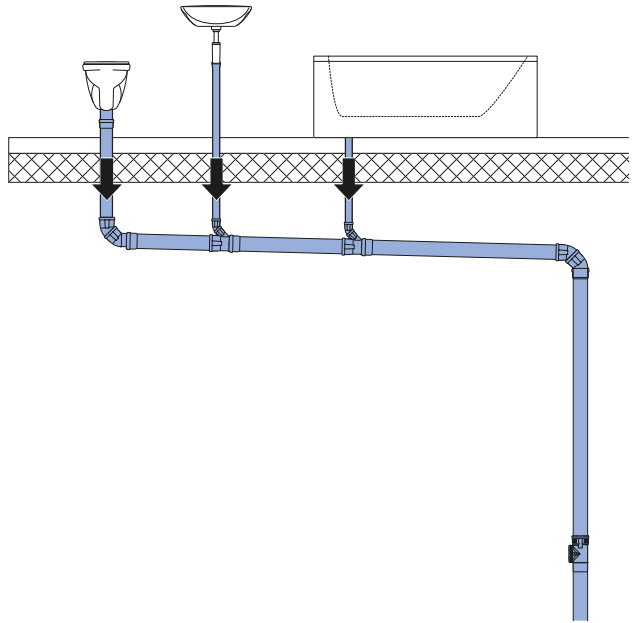
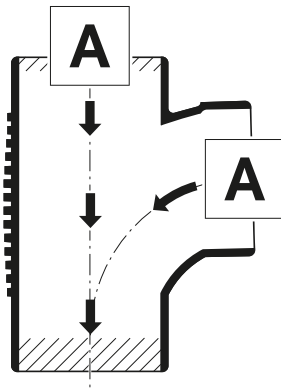
Direcția de curățare	Diametru conductă	Diametrul maxim al sculelor de curățare a conductelor				
		Geberit HDPE	Geberit Silent-d b20	Geberit Silent-PP	Geberit Silent-Pro	Geberit Silent-Pro Carve
	d [mm]	d <sub>t</sub> [mm]	d <sub>t</sub> [mm]	d <sub>t</sub> [mm]	d <sub>t</sub> [mm]	d <sub>t</sub> [mm]
	110	90	90	90	90	60
	90	75	75	75	75	60
	75	50	50	50	50	45
	50	40	40	40	40	30

Direcția de curățare	Diametru conductă	Diametrul maxim al sculelor de curățare a conductelor				
		Geberit HDPE	Geberit Silent-d b20	Geberit Silent-PP	Geberit Silent-Pro	Geberit Silent-Pro Carve
						
d [mm]	d <sub>t</sub> [mm]	d <sub>t</sub> [mm]	d <sub>t</sub> [mm]	d <sub>t</sub> [mm]	d <sub>t</sub> [mm]	
	110	90	90	90	90	60
	90	75	75	75	75	60
	75	50	50	50	50	45
	50	40	40	40	40	30




# Pastrimi i tubacioneve

## Përshkrimi i drejtimit të pastrimit

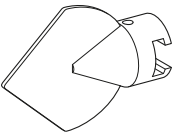
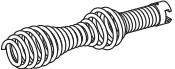
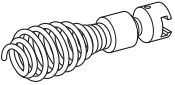
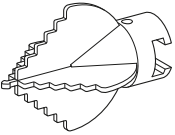
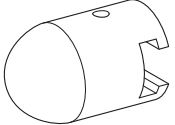


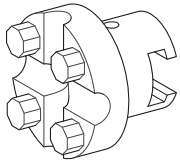
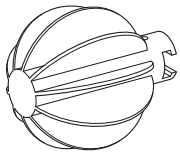

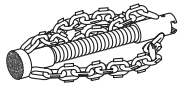
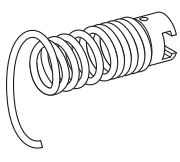
## Kodi QR në pjesët e pastrimit

Në pjesët e pastrimit Geberit, kodi QR i referohet manualit të mirëmbajtjes së tubacioneve të Geberit.

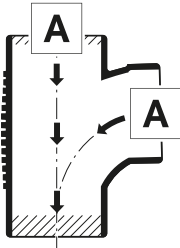







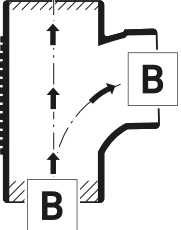
## Përshkrimi i veglave të pastrimit

Veglat e tubacioneve	Ilustrimi	Funksioni
Kokë zhbllokuese gjethesh		Për heqjen e bllokimeve dhe shtresave
Kokë zhbllokuese dyshe me balonë		Për eliminimin e bllokimeve të lehta
Kokë zhbllokuese me balonë me çernier		Për eliminimin e bllokimeve të lehta
Kokë zhbllokuese me fletë kryq		Për eliminimin e bllokimeve në tuba të vegjël
Kokë zhbllokuese sferike		Për eliminimin e bllokimeve në tuba të vegjël

Veglat e tubacioneve	Ilustrimi	Funksioni
Kokë gërryese prej metali të fortë		Për eliminimin e bllokimeve të shkaktuara nga formimi i madh i bigorrit
Frezë me kokë sferike		Për eliminimin e bllokimeve të shkaktuara nga formimi i madh i bigorrit
Frezë me thumba		Për eliminimin e bllokimeve të shkaktuara nga formimi i madh i bigorrit
Gërryese me zinxhir me kokë shpimi prej metali të fortë		Për eliminimin e bllokimeve të shkaktuara nga formimi i madh i bigorrit
Kokë zhbllokuese me grep		Për kapjen e objekteve

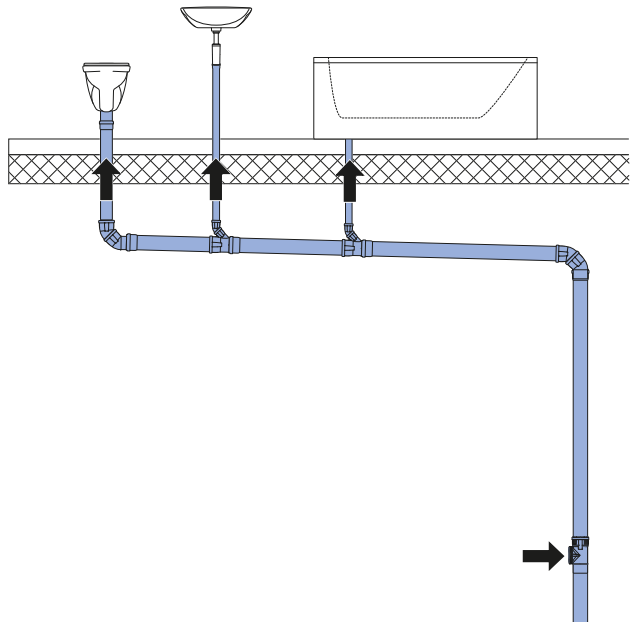
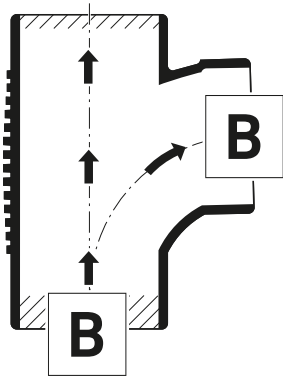
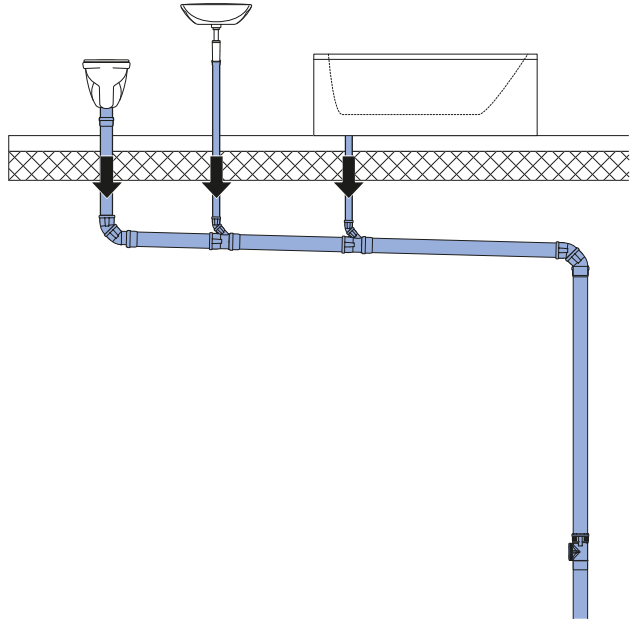
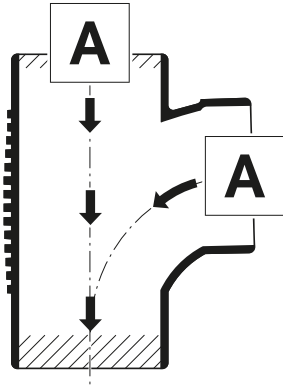
### Diametri i veglave të pastrimit të tubacioneve

Drejtimi i pastrimit	Diametri i tubit	Diametri maksimal i veglave të pastrimit të tubacioneve				
		Geberit PE	Geberit Silent-db2 0	Geberit Silent-PP	Geberit Silent-Pro	Geberit Silent-Pro Carve
	d [mm]	d <sub>t</sub> [mm]	d <sub>t</sub> [mm]	d <sub>t</sub> [mm]	d <sub>t</sub> [mm]	d <sub>t</sub> [mm]
	110	90	90	90	90	60
	90	75	75	75	75	60
	75	50	50	50	50	45
	50	40	40	40	40	30

Drejtimi i pastrimit	Diametri i tubit	Diametri maksimal i veglave të pastrimit të tubacioneve				
		Geberit PE 	Geberit Silent-db2 0 	Geberit Silent-PP 	Geberit Silent-Pro 	Geberit Silent-Pro Carve 
		$d_t$ [mm]	$d_t$ [mm]	$d_t$ [mm]	$d_t$ [mm]	$d_t$ [mm]
	110	90	90	90	90	60
	90	75	75	75	75	60
	75	50	50	50	50	45
	50	40	40	40	40	30


# Чистење цевководи

## Опис на насоката на чистење

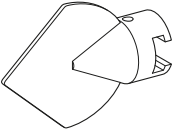
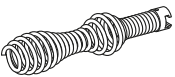
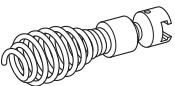
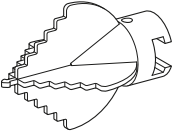
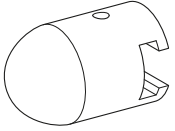


## QR-код на парчињата за чистење

На Geberit парчињата за чистење, QR-кодот упатува на упатствата за одржување на Geberit цевководите.










## Опис на алатките за чистење

Алатки за цевковод	Илустрација	Функција
Дупчалка на листови		За отстранување затнувања и наслаги
Дупчалка со спирала		За отстранување лесни затнувања
Зглобна дупчалка со спирала		За отстранување лесни затнувања
Дупчалка со крст-сечило		За отстранување затнувања во мали цевководи
Дупчалка со топчеста глава		За отстранување затнувања во мали цевководи

Алатки за цевковод	Илустрација	Функција
Карбидна глава за дупчење		За отстранување затнувања предизвикани од тешки закоравувања
Фреза со топчеста глава		За отстранување затнувања предизвикани од тешки закоравувања
Иглеста фреза		За отстранување затнувања предизвикани од тешки закоравувања
Удирач со синцири со карбидна глава за дупчење		За отстранување затнувања предизвикани од тешки закоравувања
Повратно сврдло		За спасување предмети

### Дијаметар на алатките за чистење

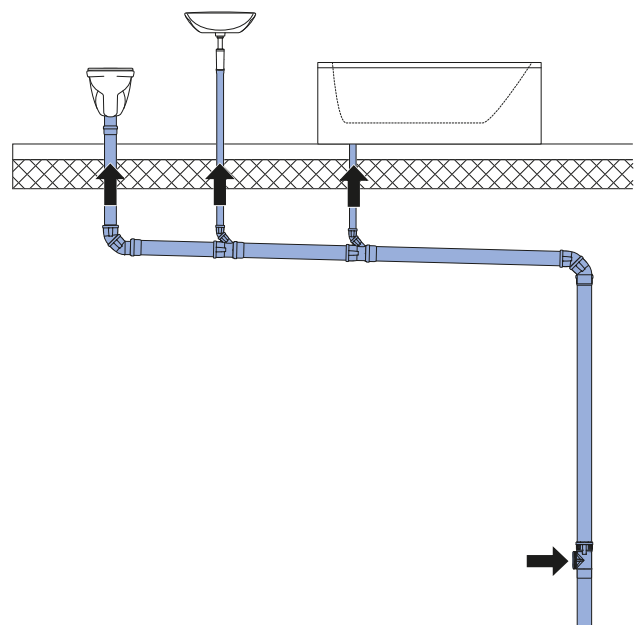
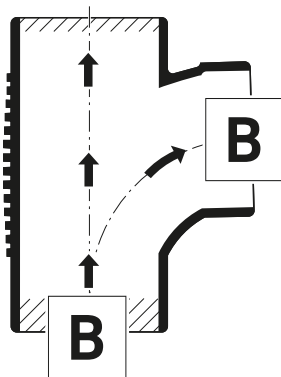
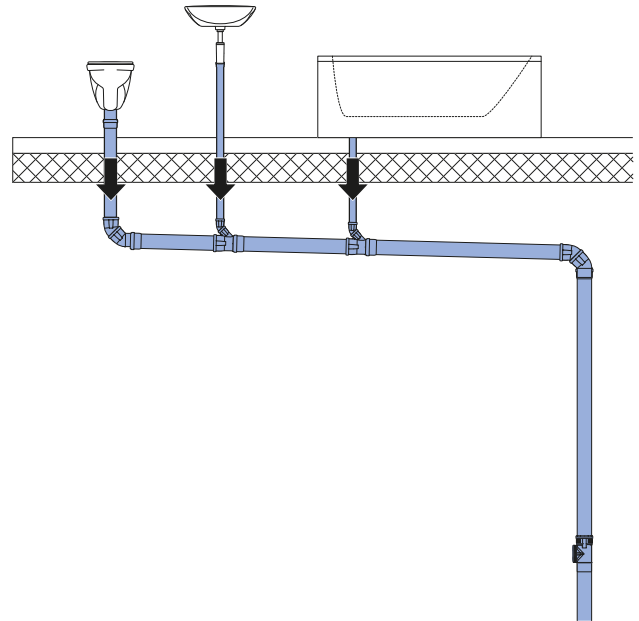
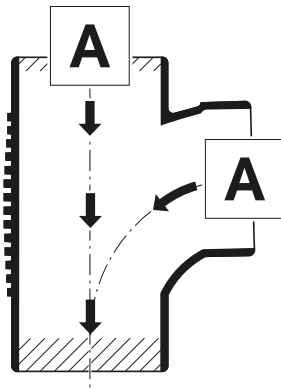
Насока на чистење	Дијамета P	Максимален дијаметар на алатките за чистење цевки				
		Geberit PE 	Geberit Silent-db20 	Geberit Silent-PP 	Geberit Silent-Pro 	Geberit Silent-Pro Carve 
	d [mm]	d <sub>t</sub> [mm]	d <sub>t</sub> [mm]	d <sub>t</sub> [mm]	d <sub>t</sub> [mm]	d <sub>t</sub> [mm]
	110	90	90	90	90	60
	90	75	75	75	75	60
	75	50	50	50	50	45
	50	40	40	40	40	30

Насока на чистење	Дијамета P	Максимален дијаметар на алатките за чистење цевки				
		Geberit PE 	Geberit Silent-db20 	Geberit Silent-PP 	Geberit Silent-Pro 	Geberit Silent- Pro Carve 
	d [mm]	d <sub>t</sub> [mm]	d <sub>t</sub> [mm]	d <sub>t</sub> [mm]	d <sub>t</sub> [mm]	d <sub>t</sub> [mm]
	110	90	90	90	90	60
	90	75	75	75	75	60
	75	50	50	50	50	45
	50	40	40	40	40	30




# Καθαρισμός σωληνώσεων

## Περιγραφή της κατεύθυνσης καθαρισμού

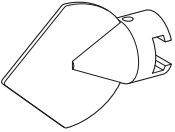
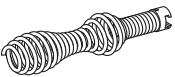
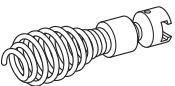
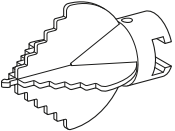
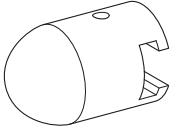


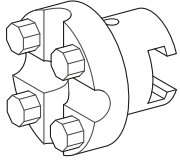
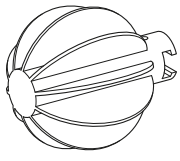

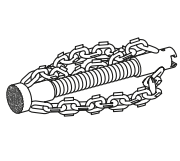
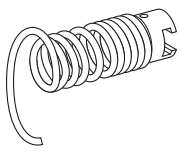
## Κωδικός QR στα τεμάχια καθαρισμού

Στα τεμάχια καθαρισμού Geberit, ο κωδικός QR παραπέμπει στις οδηγίες συντήρησης των σωληνώσεων Geberit.






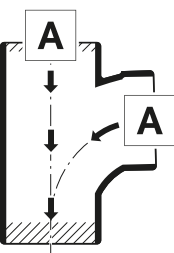







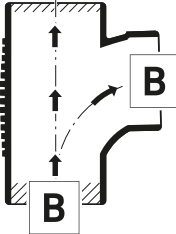
## Περιγραφή των εργαλείων καθαρισμού

Εργαλεία σωληνώσεων	Εικόνα	Λειτουργία
Κεφαλή φύλλων		Για την απομάκρυνση εμφράξεων και εναποθέσεων
Διπλή ελατηριωτή κεφαλή		Για την απομάκρυνση ελαφριών εμφράξεων
Αρθρωτή ελατηριωτή κεφαλή		Για την απομάκρυνση ελαφριών εμφράξεων
Σταυρωτή κεφαλή φύλλων		Για την αφαίρεση εμφράξεων σε μικρές σωληνώσεις
Τρυπάνι με σφαιρική κεφαλή		Για την αφαίρεση εμφράξεων σε μικρές σωληνώσεις

Εργαλεία σωληνώσεων	Εικόνα	Λειτουργία
Κεφαλή τρυπανιού κοκλήρου μετάλλου		Για την απομάκρυνση εμφράξεων λόγω σκληρών επικαθίσεων
Φρέζα με σφαιρική κεφαλή		Για την απομάκρυνση εμφράξεων λόγω σκληρών επικαθίσεων
Φρέζα οδοντωτή		Για την απομάκρυνση εμφράξεων λόγω σκληρών επικαθίσεων
Φυγοκεντρικός διανομέας αλυσίδας με κεφαλή τρυπανιού σκληρού μετάλλου		Για την απομάκρυνση εμφράξεων λόγω σκληρών επικαθίσεων
Τρυπάνι επαναφοράς		Για την ανάκτηση αντικειμένων

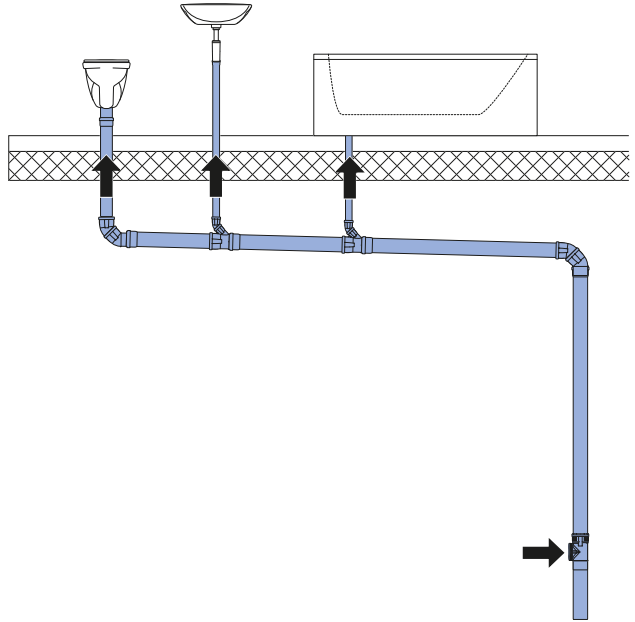
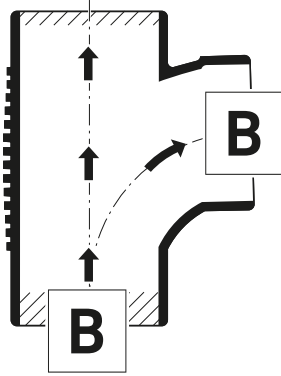
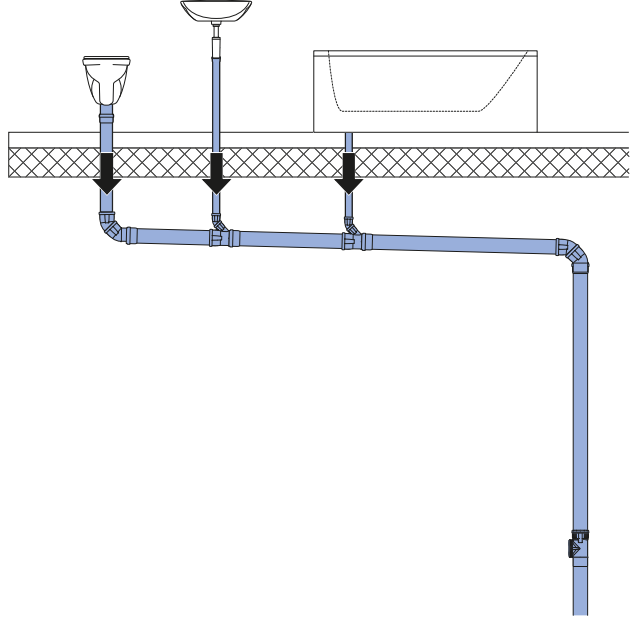
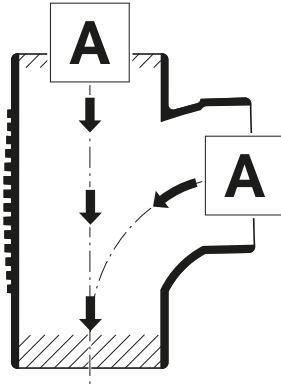
## Διάμετρος των εργαλείων καθαρισμού σωληνώσεων

Κατεύθυνση καθαρισμού	Διάμετρος σωλήνα	Μέγιστη διάμετρος των εργαλείων καθαρισμού σωληνώσεων				
		Geberit PE 	Geberit Silent-d b20 	Geberit Silent-PP 	Geberit Silent-Pro 	Geberit Silent-Pro Carve 
	d [mm]	d <sub>t</sub> [mm]	d <sub>t</sub> [mm]	d <sub>t</sub> [mm]	d <sub>t</sub> [mm]	d <sub>t</sub> [mm]
	110	90	90	90	90	60
	90	75	75	75	75	60
	75	50	50	50	50	45
	50	40	40	40	40	30

Κατεύθυνση καθαρισμού	Διάμετρος σωλήνα	Μέγιστη διάμετρος των εργαλείων καθαρισμού σωληνώσεων				
		Geberit PE 	Geberit Silent-d b20 	Geberit Silent-PP 	Geberit Silent-Pro 	Geberit Silent-Pro Carve 
		$d_t$ [mm]	$d_t$ [mm]	$d_t$ [mm]	$d_t$ [mm]	$d_t$ [mm]
	110	90	90	90	90	60
	90	75	75	75	75	60
	75	50	50	50	50	45
	50	40	40	40	40	30


# Boru hatlarının temizlenmesi

## Temizleme yönüyle ilgili açıklama

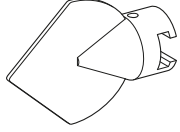
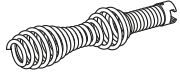
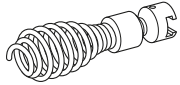
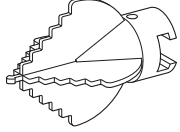
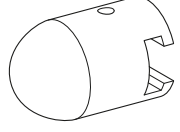


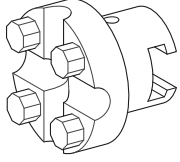
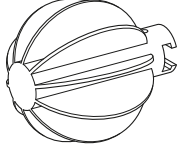

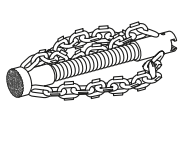
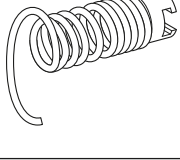
## Temizleme kapaklarının üzerindeki QR kodu

Geberit temizleme kapaklarının üzerindeki QR kodu, Geberit borularının bakım kılavuzlarına yönlendirir.

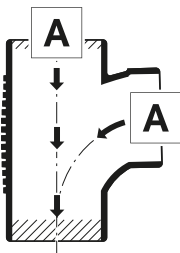







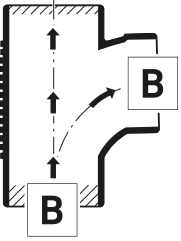
## Temizleme araçlarıyla ilgili açıklama

Boru hattı araçları	Şekil	Fonksiyon
Yaprak matkap ucu		Tıkanıklıkları ve biriken atıkları gidermek için
Çift ağızlı kanal açma ucu		Hafif tıkanıklıkları gidermek için
Çene mafsallı kanal açma ucu		Hafif tıkanıklıkları gidermek için
Çapraz bıçaklı matkap ucu		Küçük boru hatlarındaki tıkanıklıkları gidermek için
Top diş matkap ucu		Küçük boru hatlarındaki tıkanıklıkları gidermek için

Boru hattı araçları	Şekil	Fonksiyon
Karbür matkap ucu		Yüksek düzey kireçlenmelerin neden olduğu tıkanıklıkları gidermek için
Bilyalı freze		Yüksek düzey kireçlenmelerin neden olduğu tıkanıklıkları gidermek için
Helis freze kesici başı		Yüksek düzey kireçlenmelerin neden olduğu tıkanıklıkları gidermek için
Karbür matkap uçlu zincir kafa		Yüksek düzey kireçlenmelerin neden olduğu tıkanıklıkları gidermek için
Çekme yayı		Nesneleri geri çekmek için

## Boru hattı temizleme araçlarının çapı

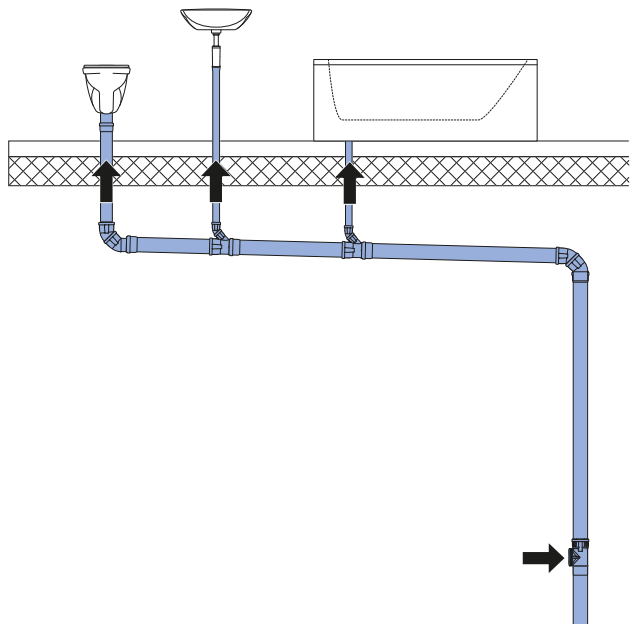
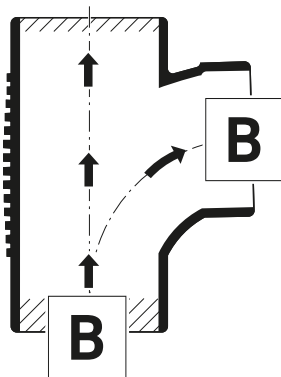
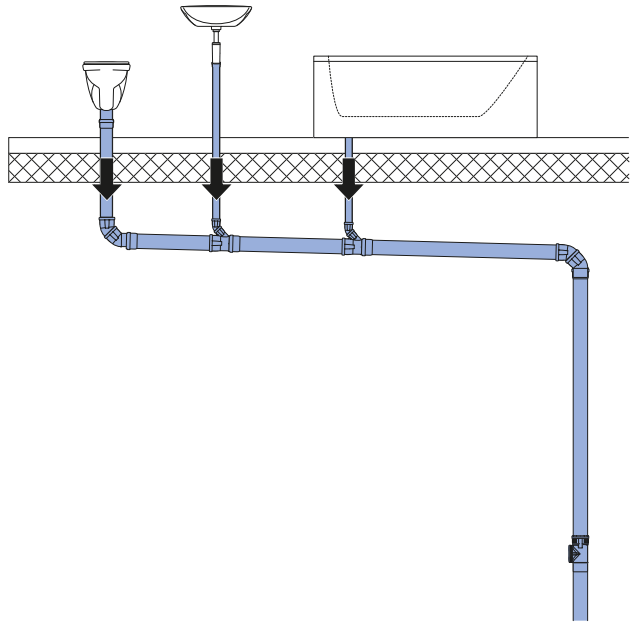
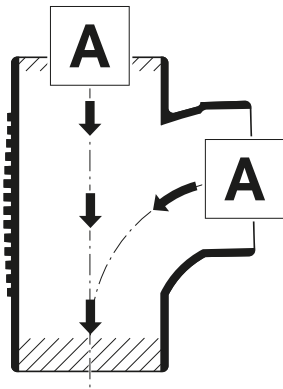
Temizleme yönü	Boru çapı	Gider temizleme araçlarının maksimum çapı				
		Geberit HDPE	Geberit Silent-d b20	Geberit Silent-PP	Geberit Silent-Pro	Geberit Silent-Pro Carve
	d [mm]	d <sub>t</sub> [mm]	d <sub>t</sub> [mm]	d <sub>t</sub> [mm]	d <sub>t</sub> [mm]	d <sub>t</sub> [mm]
	110	90	90	90	90	60
	90	75	75	75	75	60
	75	50	50	50	50	45
	50	40	40	40	40	30

Temizleme yönü	Boru çapı	Gider temizleme araçlarının maksimum çapı				
		Geberit HDPE 	Geberit Silent-d b20 	Geberit Silent-PP 	Geberit Silent-Pro 	Geberit Silent-Pro Carve 
	d [mm]	d <sub>t</sub> [mm]	d <sub>t</sub> [mm]	d <sub>t</sub> [mm]	d <sub>t</sub> [mm]	d <sub>t</sub> [mm]
	110	90	90	90	90	60
	90	75	75	75	75	60
	75	50	50	50	50	45
	50	40	40	40	40	30




# Очистка труб

## Описание направления очистки

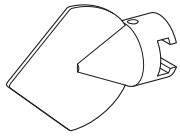
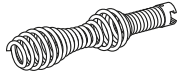
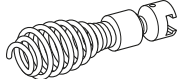
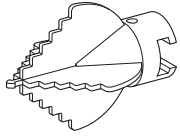
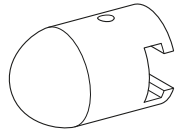


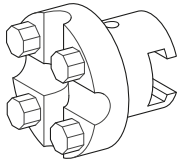
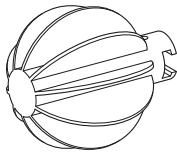

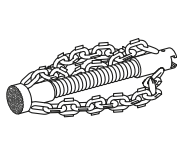
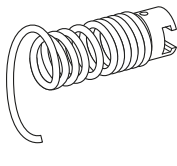
## QR-код на ревизиях

По QR-коду на ревизиях Geberit можно перейти к руководству по поддержанию в исправном состоянии для труб Geberit.






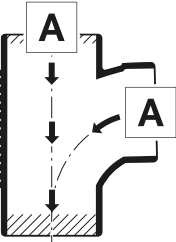
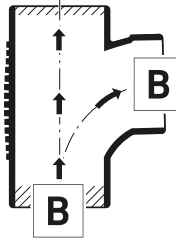


## Описание инструментов для очистки

Инструменты для очистки труб	Рисунок	Функция
Лопаточный бур		Для устранения засоров и отложений
Двойной грушевидный бур		Для устранения небольших засоров
Шарнирный грушевидный бур		Для устранения небольших засоров
Крестообразный лопаточный бур		Для устранения засоров в небольших трубах
Шарообразный бур		Для устранения засоров в небольших трубах

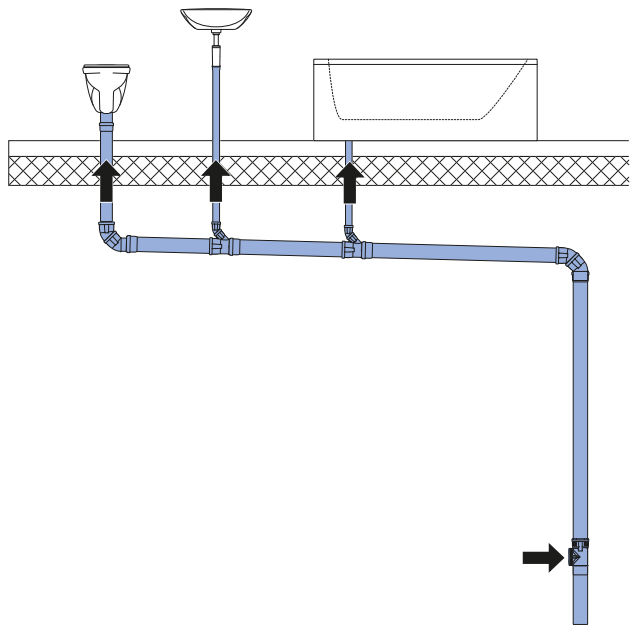
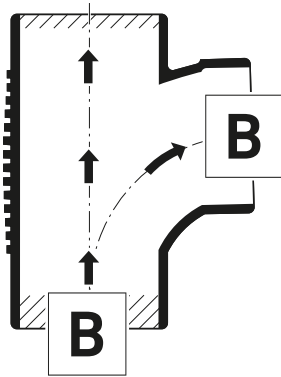
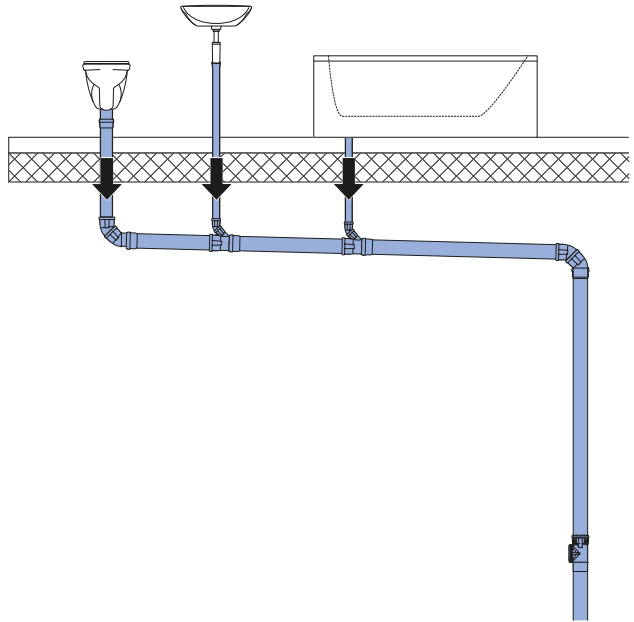
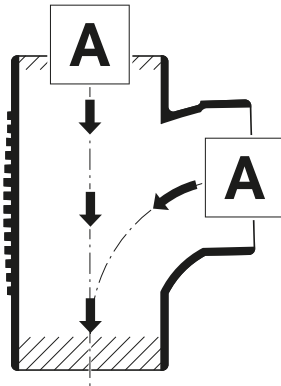
Инструменты для очистки труб	Рисунок	Функция
Твердосплавная буровая головка		Для устранения засоров, образовавшихся в результате значительных отложений
Шарообразная фреза		Для устранения засоров, образовавшихся в результате значительных отложений
Зубчатая фреза		Для устранения засоров, образовавшихся в результате значительных отложений
Цепная молотилка с твердосплавной буровой головкой		Для устранения засоров, образовавшихся в результате значительных отложений
Крюкообразная ловилка		Для извлечения предметов

## Диаметр инструментов для очистки труб

Направление очистки	Диаметр трубы	Максимальный диаметр инструментов для очистки труб				
		Geberit PE 	Geberit Silent-d b20 	Geberit Silent-PP 	Geberit Silent-Pro 	Geberit Silent-Pro Carve 
		$d_t$ [мм]	$d_t$ [мм]	$d_t$ [мм]	$d_t$ [мм]	$d_t$ [мм]
	110	90	90	90	90	60
	90	75	75	75	75	60
	75	50	50	50	50	45
	50	40	40	40	40	30
	110	90	90	90	90	60
	90	75	75	75	75	60
	75	50	50	50	50	45
	50	40	40	40	40	30


# Очищення трубопроводів

## Опис напрямку очищення



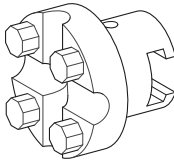
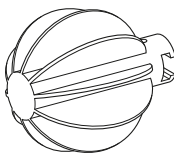
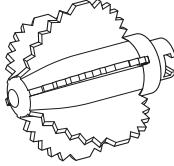
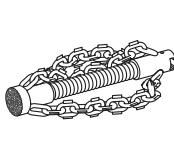
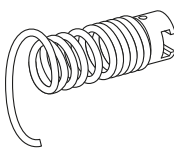
## QR-код на ревізіях

QR-код на ревізіях Geberit спрямовує до інструкції з технічного обслуговування трубопроводів Geberit.






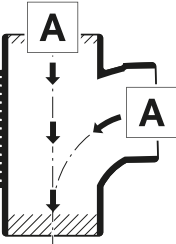
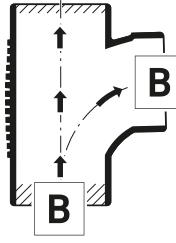


## Опис інструментів для очищення

Інструменти для трубопроводів	Зображення	Функція
Лопатеве пласке свердло		Для усунення засмічень і відкладень
Подвійне булавоподібне свердло		Для усунення невеликих засмічень
З'єднане булавоподібне свердло		Для усунення невеликих засмічень
Хрестоподібне лопатеве пласке свердло		Для усунення засмічень у невеликих трубопроводах
Свердло з кулястою головкою		Для усунення засмічень у невеликих трубопроводах

Інструменти для трубопроводів	Зображення	Функція
Твердосплавна свердлильна головка		Для усунення засмічень через сильні відкладення
Фреза з кулястою головою		Для усунення засмічень через сильні відкладення
Фреза-йорж		Для усунення засмічень через сильні відкладення
Ланцюговий виштовхувач із твердосплавною свердлильною головкою		Для усунення засмічень через сильні відкладення
Витягувальне свердло		Для витягування предметів

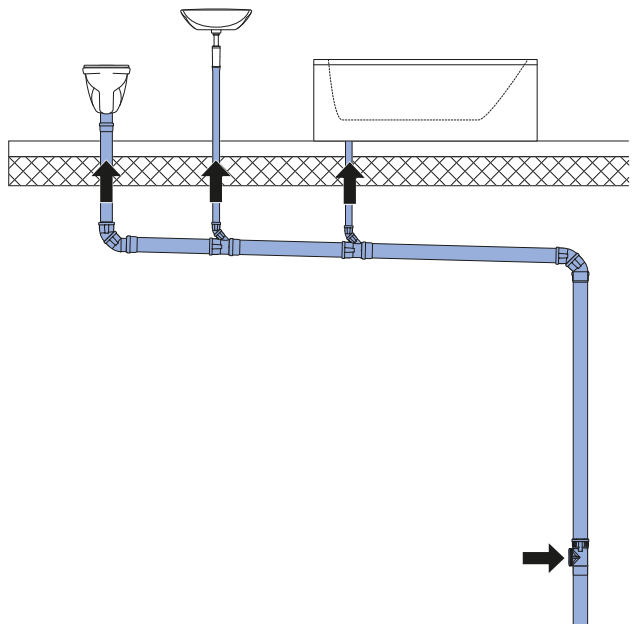
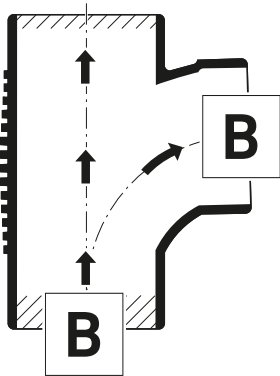
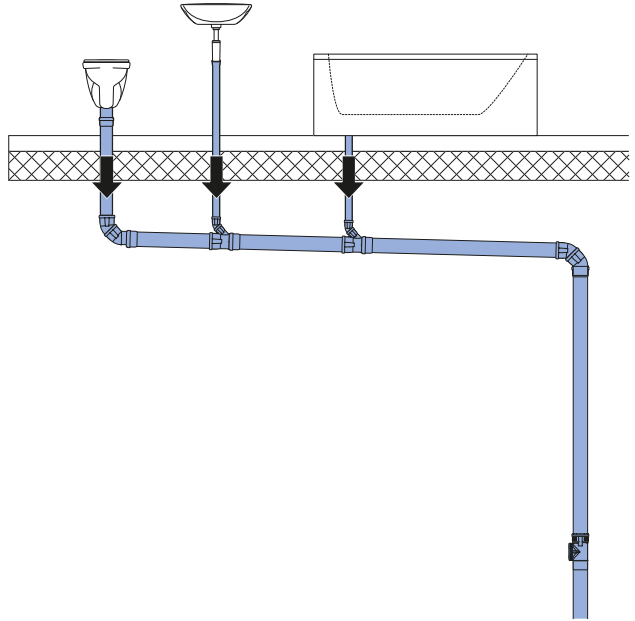
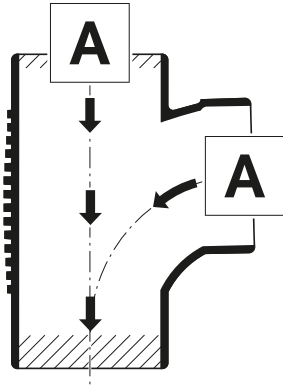
## Діаметр інструментів для очищення труб

Напрямок очищення	Діаметр труби	Максимальний діаметр інструментів для очищення труб				
		Geberit PE 	Geberit Silent-d b20 	Geberit Silent-PP 	Geberit Silent-Pro 	Geberit Silent-Pro Carve 
	d [мм]	d <sub>t</sub> [мм]	d <sub>t</sub> [мм]	d <sub>t</sub> [мм]	d <sub>t</sub> [мм]	d <sub>t</sub> [мм]
	110	90	90	90	90	60
	90	75	75	75	75	60
	75	50	50	50	50	45
	50	40	40	40	40	30
	110	90	90	90	90	60
	90	75	75	75	75	60
	75	50	50	50	50	45
	50	40	40	40	40	30




# 疏通管路

## 疏通方向说明

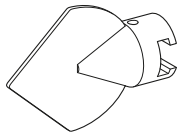
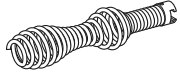
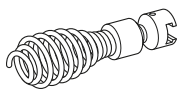
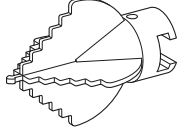


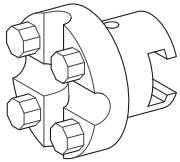

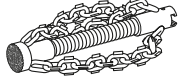
## 疏通件上的二维码

Geberit 疏通件上的二维码链接至 Geberit 管路的维护手册。






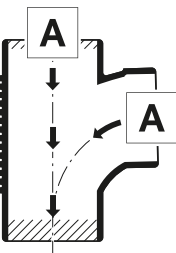







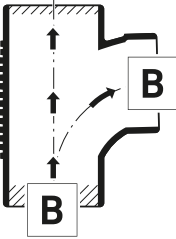
## 疏通工具说明

管路工具	插图	功能
一字刀头		用于清除堵塞和沉积物
双鼓刀头		用于清除轻微堵塞
万向接头鼓形刀头		用于清除轻微堵塞
十字刀头		用于清除细小管路中的堵塞
球头刀头		用于清除细小管路中的堵塞

管路工具	插图	功能
硬质合金钻头		用于清除因严重结垢而造成的堵塞
球头铣刀		用于清除因严重结垢而造成的堵塞
刺猬铣刀		用于清除因严重结垢而造成的堵塞
带硬质合金钻头的链式刮板机		用于清除因严重结垢而造成的堵塞
带钩刀头		用于打捞物品

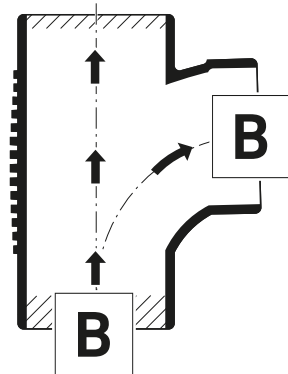
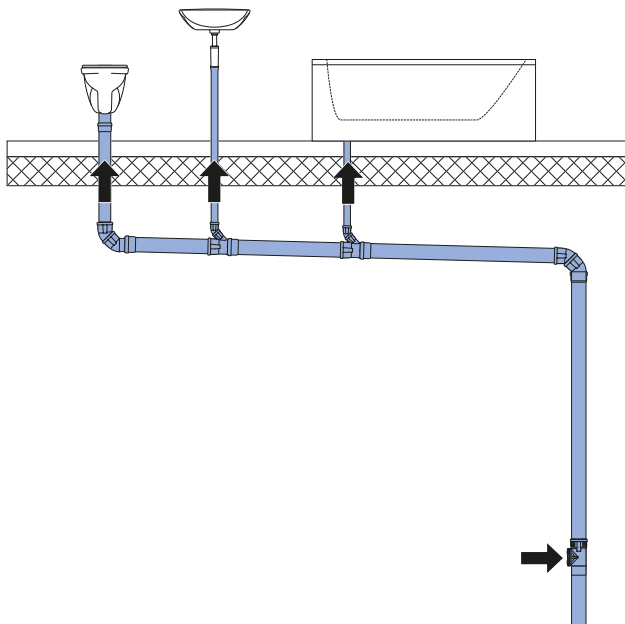
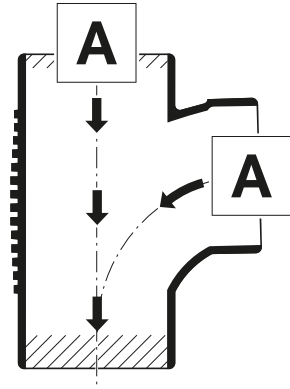
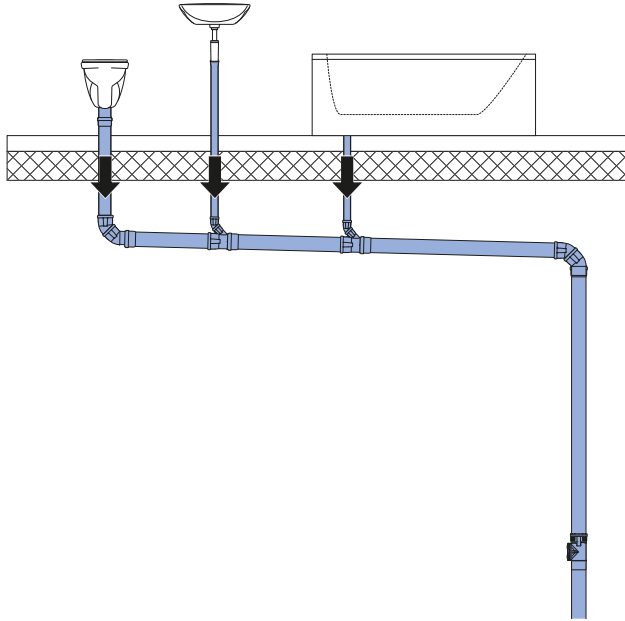
### 管道疏通工具直径

疏通方向	管径	管道疏通工具最大直径				
		Geberit PE 	Geberit Silent-d b20 	Geberit Silent-PP 	Geberit Silent-Pro 	Geberit Silent-Pro Carve 
	d [mm]	d <sub>t</sub> [mm]	d <sub>t</sub> [mm]	d <sub>t</sub> [mm]	d <sub>t</sub> [mm]	d <sub>t</sub> [mm]
	110	90	90	90	90	60
	90	75	75	75	75	60
	75	50	50	50	50	45
	50	40	40	40	40	30

疏通方向	管径	管道疏通工具最大直径				
		Geberit PE 	Geberit Silent-d b20 	Geberit Silent-PP 	Geberit Silent-Pro 	Geberit Silent-Pro Carve 
	d [mm]	d <sub>t</sub> [mm]	d <sub>t</sub> [mm]	d <sub>t</sub> [mm]	d <sub>t</sub> [mm]	d <sub>t</sub> [mm]
	110	90	90	90	90	60
	90	75	75	75	75	60
	75	50	50	50	50	45
	50	40	40	40	40	30


## تنظيف خطوط الأنابيب

وصف اتجاه التنظيف



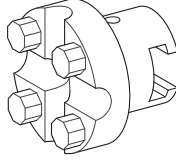
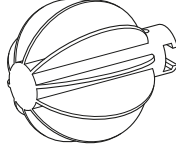
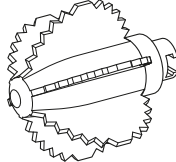
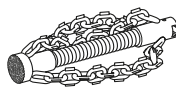
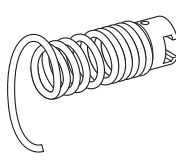
## رمز الاستجابة السريعة على قطع التنظيف

على قطع التنظيف من الشركة المصنعة Geberit يشير رمز الاستجابة السريعة إلى تعليمات صيانة خطوط الأنابيب من الشركة المصنعة Geberit.






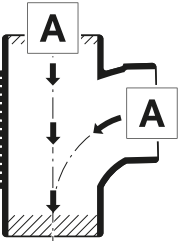







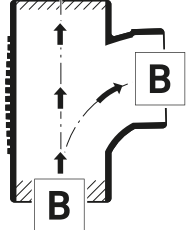
## وصف أدوات التنظيف

أدوات الأنابيب	الشكل	الوظيفة
مثقاب بنصل		إزالة الانسدادات والترسبات
مثقاب وتد مزدوج		إزالة الانسدادات الخفيفة
مثقاب وتد مفصلي		إزالة الانسدادات الخفيفة
مثقاب بنصل متقاطع		إزالة الانسدادات في خطوط الأنابيب الصغيرة
مثقاب برأس كروي		إزالة الانسدادات في خطوط الأنابيب الصغيرة

الوظيفة	الشكل	أدوات الأنابيب
إزالة الانسدادات بسبب القشرة السميقة		رأس ثقب من كربيد التنغستين
إزالة الانسدادات بسبب القشرة السميقة		قاطع برأس كروي
إزالة الانسدادات بسبب القشرة السميقة		قاطع قنفذ
إزالة الانسدادات بسبب القشرة السميقة		نابذة طرد مركزي مسلسلة برأس ثقب من كربيد التنغستين
لاستعادة الأشياء		مثقاب إرجاع

## قطر أدوات تنظيف الأنابيب

الحد الأقصى لقطر أدوات تنظيف الأنابيب					قطر الأنبوب	اتجاه التنظيف
Geberit Silent- حفر Pro	Geberit Silent- Pro	Geberit Silent- PP	Geberit Silent-d b20	Geberit PE		
						
$d_t$ [مم]	$d_t$ [مم]	$d_t$ [مم]	$d_t$ [مم]	$d_t$ [مم]	$d$ [مم]	
60	90	90	90	90	110	
60	75	75	75	75	90	
45	50	50	50	50	75	
30	40	40	40	40	50	

الحد الأقصى لقطر أدوات تنظيف الأنابيب					قطر الأنبوب	اتجاه التنظيف
Geberit Silent-حفر Pro	Geberit Silent-Pro	Geberit Silent-PP	Geberit Silent-d b20	Geberit PE		
						
$d_t$ [مم]	$d_t$ [مم]	$d_t$ [مم]	$d_t$ [مم]	$d_t$ [مم]	$d$ [مم]	
60	90	90	90	90	110	
60	75	75	75	75	90	
45	50	50	50	50	75	
30	40	40	40	40	50	