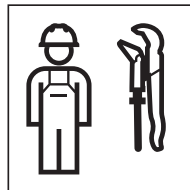


# INSTALLATION MANUAL

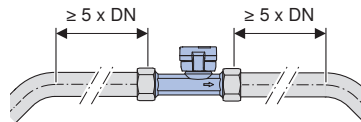
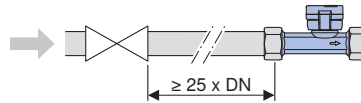
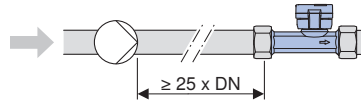
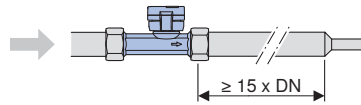
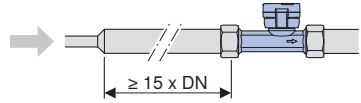
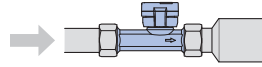
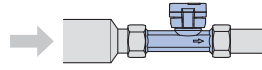
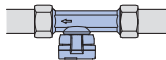
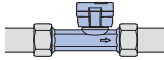
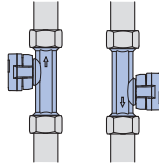
MONTAGEANLEITUNG  
INSTRUCTIONS DE MONTAGE  
ISTRUZIONI PER IL MONTAGGIO

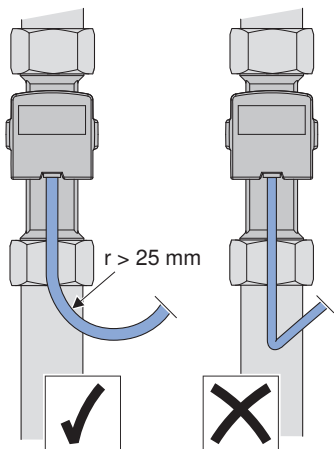
**KNOW  
HOW  
INSTALLED**



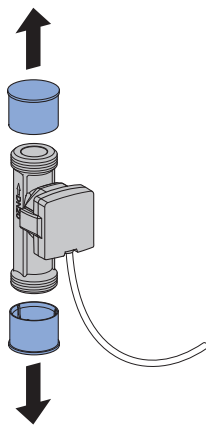


DN10–DN40

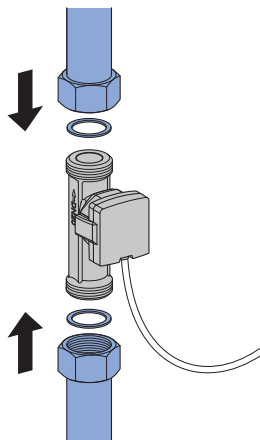




1

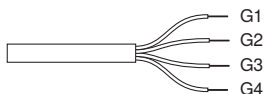


2





System Manual  
Geberit Connect



4 x 0.35 mm<sup>2</sup>

G1	VBUS (24 V DC)	weiss white blanc binaco
G2	GND	braun brown marron marrone
G3	RS485 A (D-)	grün green vert verde
G4	RS485 B (D+)	gelb yellow jaune giallo

Geberit International AG  
Schachenstrasse 77, CH-8645 Jona  
documentation@geberit.com  
www.geberit.com

